

ROMANS 15

9 And that the Gentiles might glorify God for his mercy; as it is written, For this cause I will confess to thee among the Gentiles, and sing unto thy name.

10 And again he saith, Rejoice, ye Gentiles, with his people.

11 And again, Praise the Lord, all ye Gentiles; and laud him, all ye people.

12 And again, Basilias saith, There shall be a root of Jesse, and he that shall rise to reign over the Gentiles; in him shall the Gentiles trust.

13 Now the God of hope fill you with all joy and peace in believing; that ye may abound in hope, through the power of the Holy Ghost.

14 And I myself also persuaded of you, my brethren, ye also are full of goodness, filled with all knowledge, able to admonish one another.

15 Nevertheless, brethren, I have written the more boldly to you in some sort, and you in mind, because of our grace that is given to me of God.

16 That I should be the minister of Jesus Christ to the Gentiles, ministering the gospel of God, that the offering up of the Gentiles might be acceptable, being sanctified by the Holy Ghost.

17 I have therefore wherof I may glory through Jesus Christ in those things which pertain to God.

18 For I will not dare to speak of any of those things which Christ hath not wrought by me,

The extensiveness of Paul's preaching

Jerusalem, and round about unto Illyricum. I have fully preached the gospel of Christ.

20 Yea, so have I striven to preach the gospel, not where Christ was named, lest I should build upon another man's foundation.

21 But as it is written, whom he was not spoken of, shall see; and they that have heard shall understand.

22 For which cause also I have been much hindered from coming to you.

23 But now having no more place in these parts, and having great desire these many years to come unto you;

24 Whosoever I take my journey into Spain, I will come to you: for I trust to see you, and journey thence forthward.

25 And I hope to see you, when I come into Macedonia.

26 For it hath pleased them of Macedonia and Achaia to make a certain contribution for the poor saints which are at Jerusalem.

27 It hath pleased them verily, and their debtors they are. For if the Gentiles have been made partakers of their spiritual things, their duty is also to minister unto them in carnal things.

28 When therefore I have performed this, and have sealed to them this fruit, I will come by you into Spain.

Paul sendeth divers salutations

29 Take, and for the love of the Spirit, that ye strive together with me in your prayers to God for me;

30 That I may be delivered from them that do not believe in Jerusalem; and that my service which I have for Jerusalem may be accepted of the saints;

31 That I may come unto you with joy by the will of God, and with you be refreshed.

32 Now the God of peace be with you all. Amen.

CHAPTER 16

COMMEND unto you Phœbe, my sister, which is a servant of the church which is in Cenchrea: That ye receive her in the house, as becometh saints; and

that ye minister unto her in whatsoever manner ye shall see needful; and she herself will minister unto you.

35 Now I beseech you, brethren, mark them which cause divisions and offences contrary to the doctrine which ye have learned; and avoid them.

36 For they that are such serve not our Lord Jesus Christ, but their own belly; and by good words and fair speeches deceive the hearts of the simple.

37 Likewise greet the church that is in their house. Salute my wellbeloved Epænetus, who is the firstfruits of Achaia unto Christ.

38 Greet Great Mary, who bestowed much labour on us.

39 Salute Andronicus and Junia, my kinsmen, and my fellow-

ROMANS 16

40 Salute Apelles approved in Christ. Salute them which are of Aristobulus' household.

41 Salute Herodion my kinsman. Greet them that be of the household of Narcissus, which are in the Lord.

42 Salute Tryphena and Tryphosa, who labour in the Lord. Salute the beloved Persis, which laboured much in the Lord.

43 Salute Rufus chosen in the Lord, and his mother and mine.

44 Salute Asyncritus, Phlegon, Hermas, Patrobas, Hermes, and the brethren which are with them.

45 Salute Philologus, and Julia, Nereus, and his sister, and Olympas, and all the saints which are with them.

46 Salute one another with an holy kiss. The churches of Christ salute you.

47 Now I beseech you, brethren, mark them which cause divisions and offences contrary to the doctrine which ye have learned; and avoid them.

48 For they that are such serve not our Lord Jesus Christ, but their own belly; and by good words and fair speeches deceive the hearts of the simple.

49 For your obedience is come abroad unto all men. I am glad therefore on your behalf; but yet I would have you wise unto that which is good, and simple concerning evil.

50 And the God of peace shall

Homiletics


Dr Scott Wooddell

Eastridge Park Christian Church, Mesquite, Texas

Uploaded by Dr. Rick Griffith • Jordan Evangelical Theological Seminary

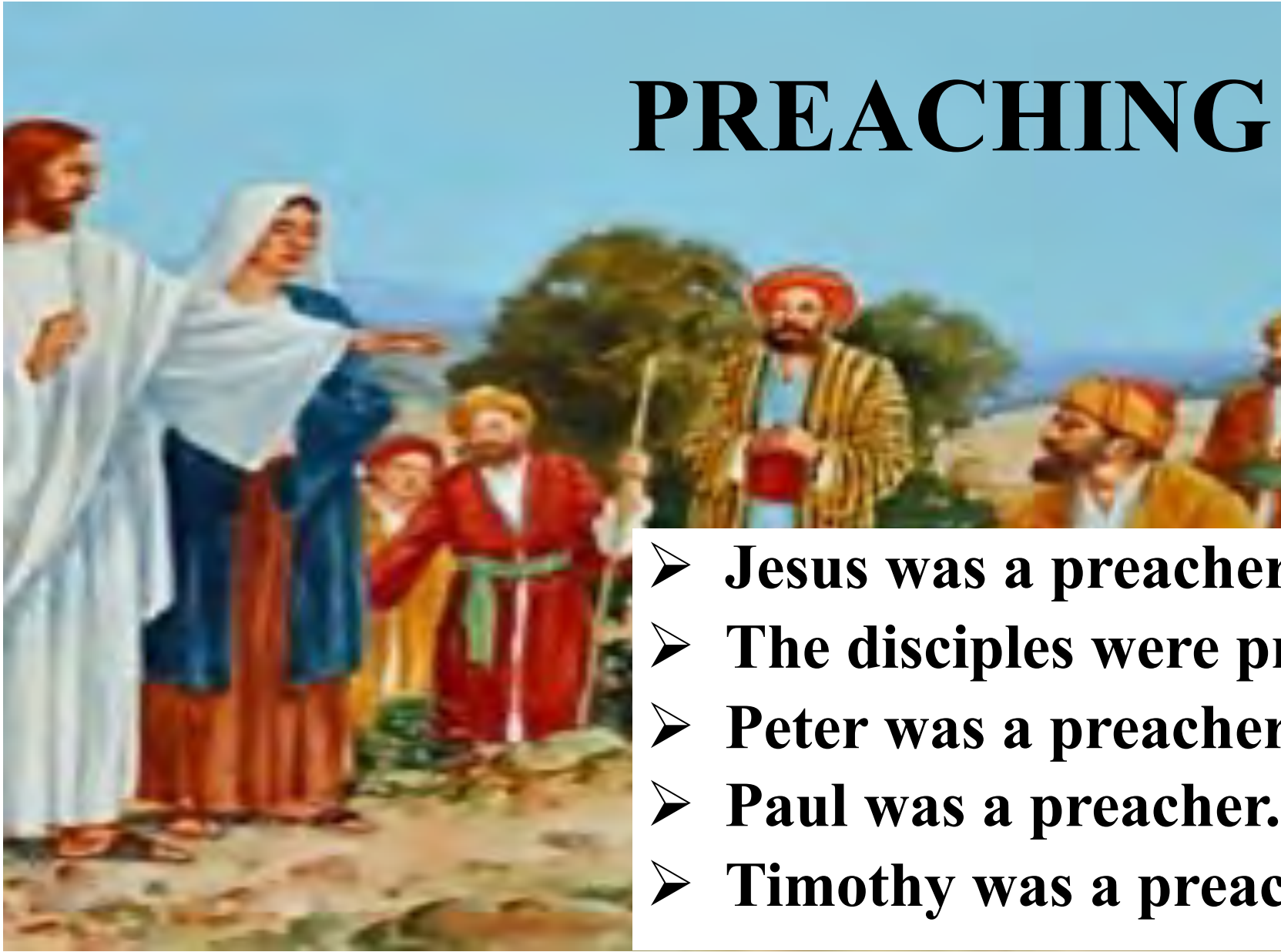
Files in many languages for free download at BibleStudyDownloads.org

1 Corinthians 2:1-5



Luke 24:25-26

PREACHING



- **Jesus was a preacher.**
- **The disciples were preachers.**
- **Peter was a preacher.**
- **Paul was a preacher.**
- **Timothy was a preacher.**

DEFINITION

"Expository preaching explains a passage in such a way to lead the congregation to a true and practical application of that passage"



DEFINITION

"Expository preaching is the systematic explanation of Scripture done on a week-by-week basis at the regular meeting of the congregation."



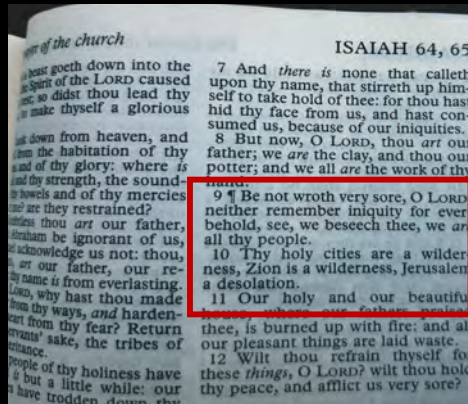
A More Detailed Definition

"Expository preaching is the proclamation (or communication) of a biblical concept, derived from and transmitted through a historical, grammatical, literary study of a passage in its context, which the Holy Spirit has first made vital in the personality of the preacher, and then through him applies to the experience of the congregation"

(Robinson, 20, adapted by him in a preaching seminar)



THE CHARACTERISTICS OF EXPOSITORY PREACHING



An expository sermon explains one primary passage of Scripture.

THE CHARACTERISTICS OF EXPOSITORY PREACHING



An expository sermon is faithful to the author's original intention.

THE CHARACTERISTICS OF EXPOSITORY PREACHING



An expository sermon has cohesion and unity and centers around the Take Home Truth or Big Idea.

THE CHARACTERISTICS OF EXPOSITORY PREACHING

- I. Relates to the Take Home Truth**
 - II. Relates to the Take Home Truth**
 - III. Relates to the Take Home Truth**
- The Take Home Truth stated**

An expository sermon has movement and direction.



THE CHARACTERISTICS OF EXPOSITORY PREACHING

What the Listener should...

- **Know**
- **Feel**
- **Do**



An expository sermon applies the passage.



**THE
IMPORTANCE
OF EXPOSITORY
PREACHING**

Expository preaching is based on an inerrant text which shows God's will.

Expository preaching guards against the misinterpretation of a passage.



**THE
IMPORTANCE
OF EXPOSITORY
PREACHING**

Expository preaching has inherent authority and power.

Expository preaching directs the attention of the hearer to the Bible, not the preacher.



**THE
IMPORTANCE
OF EXPOSITORY
PREACHING**

Expository preaching meets people's true needs for spiritual nourishment.

Expository preaching best enables preaching through entire books of the Bible.



**THE
IMPORTANCE
OF EXPOSITORY
PREACHING**

Expository preaching saves time by not having to decide what subject to speak on.

THE ADVANTAGES OF EXPOSITORY PREACHING

Confidence – We are more confident in our preaching when we know our sermon comes directly from the Word of God.



THE ADVANTAGES OF EXPOSITORY PREACHING

Balance – We preach a more balanced diet of sermons when we preach a series of sermons through entire books in the Bible.



THE ADVANTAGES OF EXPOSITORY PREACHING

Example – Preaching through a
book in the Bible models
systematic Bible study.



THE ADVANTAGES OF EXPOSITORY PREACHING

Saves time – Preaching through a book in the Bible saves the preacher time by not having to provide background material for each sermon.



THE ADVANTAGES OF EXPOSITORY PREACHING

Develops the preacher – Expository preaching keeps the preacher alert to certain areas where he may need personal growth.



THE ADVANTAGES OF EXPOSITORY PREACHING

Prepares congregation – Expository preaching prepares the congregation for next week's sermon. They know what verses will be preached next week and they will come ready to learn.



THE ADVANTAGES OF EXPOSITORY PREACHING

Protection – When we preach a series of sermons through a book in the Bible, people cannot accuse us of directing our message toward them or other individuals.

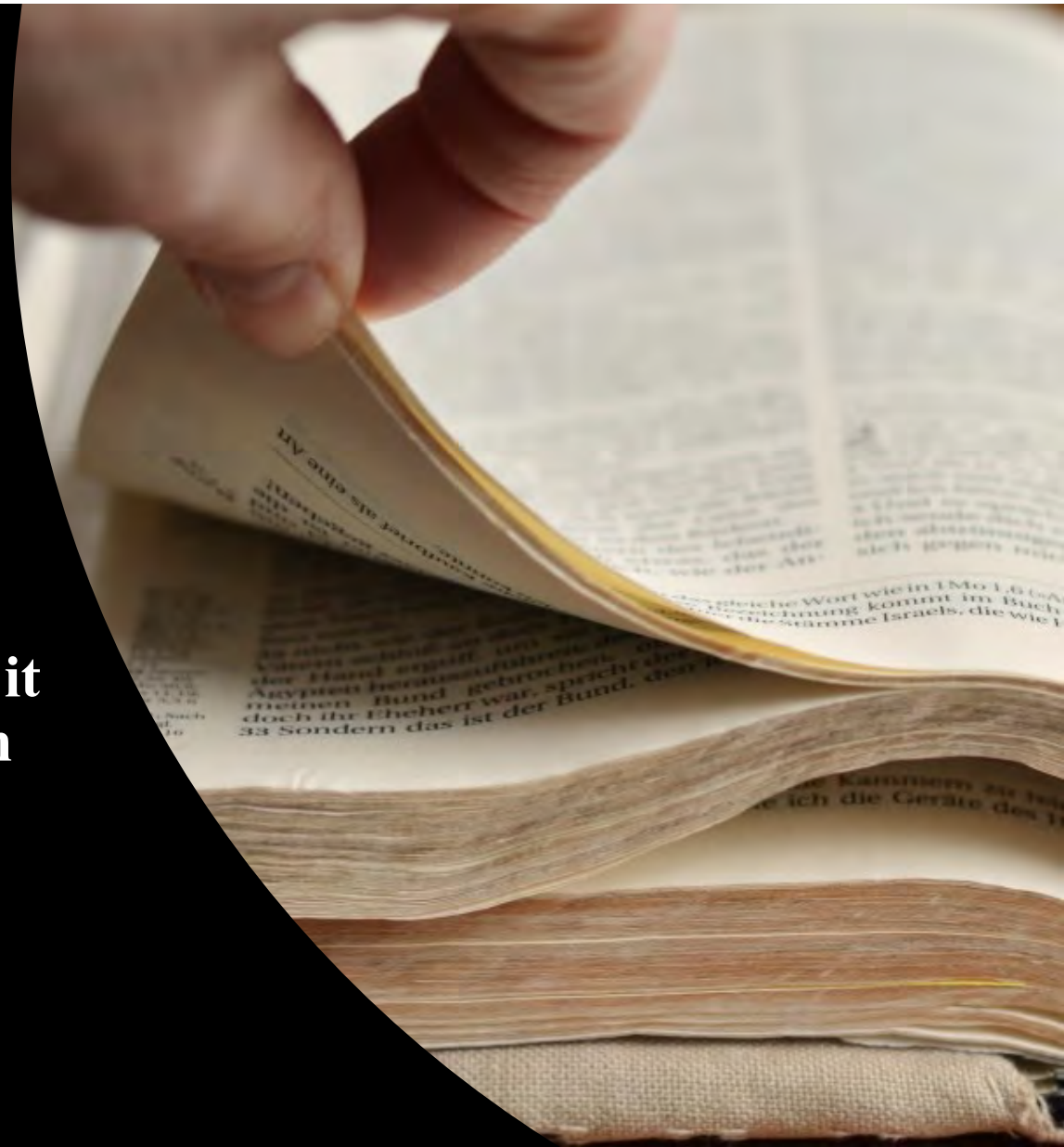


EXPOSITION BEST ENABLES PEACHING THROUGH ENTIRE BOOKS OF SCRIPTURE



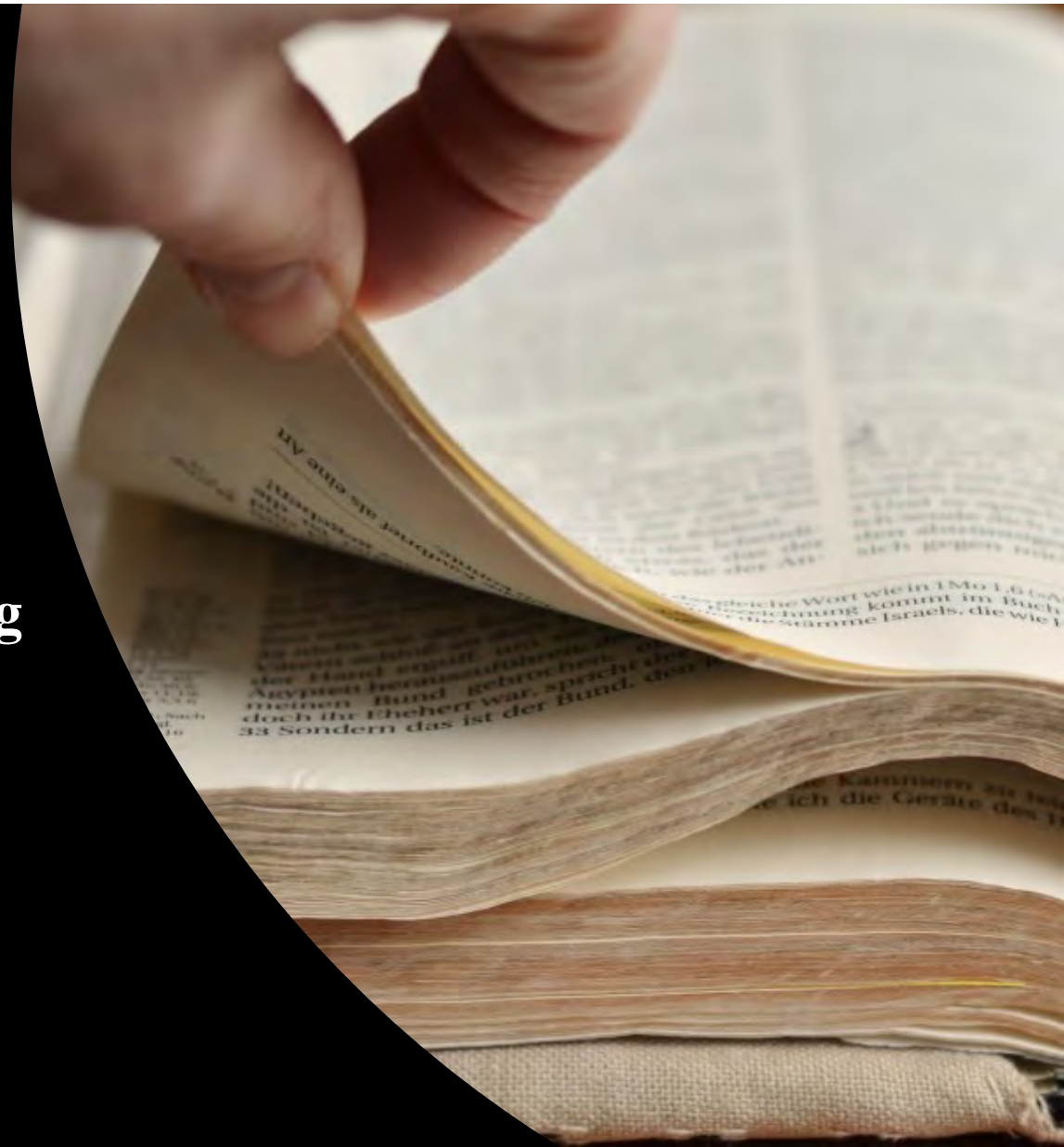
THE GOALS OF EXPOSITORY PREACHING

Evangelism – God uses expository preaching to reach the lost because it is the preaching of His Word, which will never return void.



THE GOALS OF EXPOSITORY PREACHING

Discipleship – The goal of preaching
is to help people become more like
Christ.



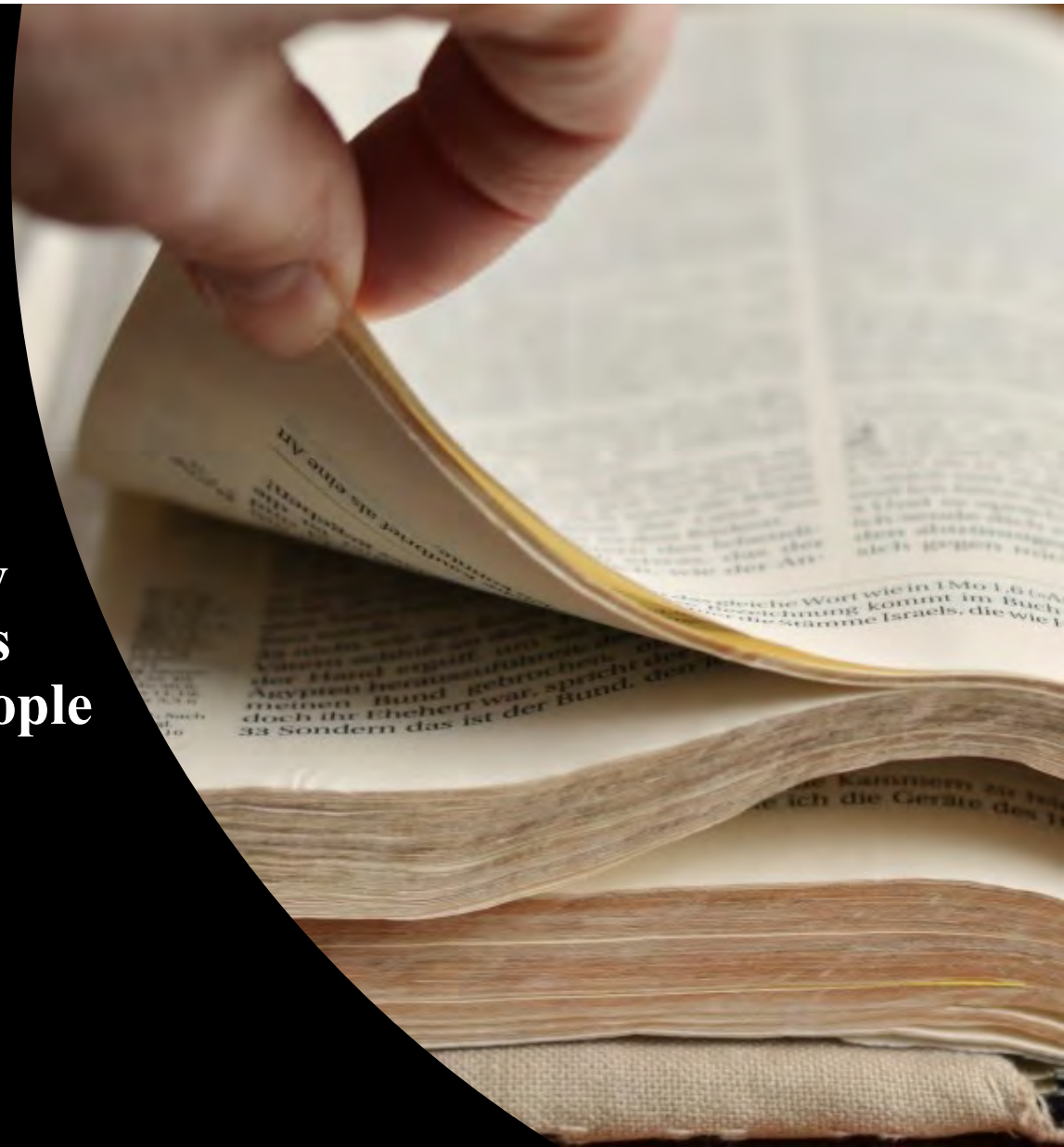
THE GOALS OF EXPOSITORY PREACHING

Meet Human Needs – Expository sermons relate God’s Word to the congregation in a way they can understand and learn and grow. Expository preaching feeds the flock and meets their spiritual needs.



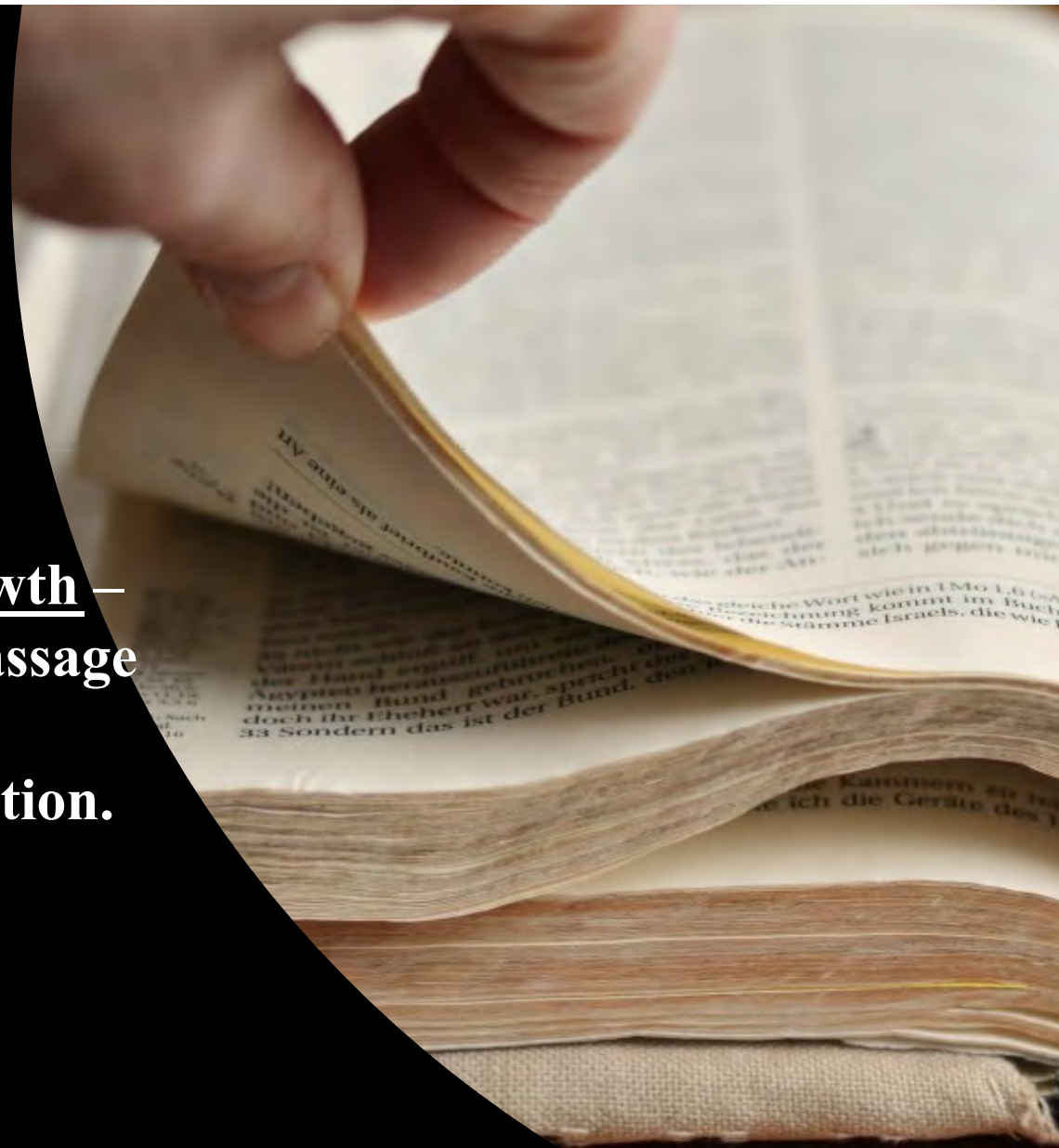
THE GOALS OF EXPOSITORY PREACHING

Declare the Will of God – Expository preaching confidently declares God's will from God's Word and moves people toward obeying it.



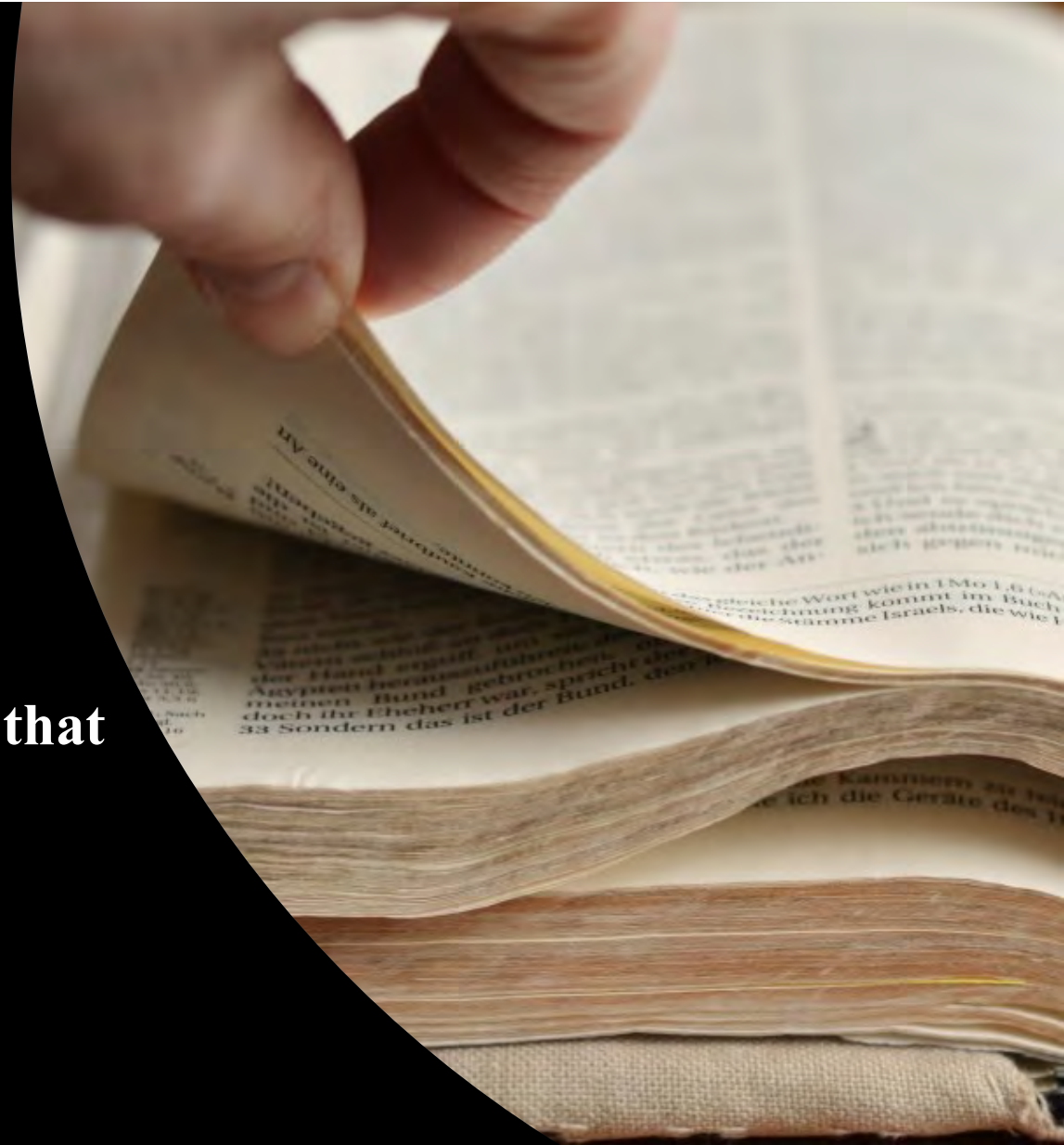
THE GOALS OF EXPOSITORY PREACHING

Motivate Faith, Obedience, & Growth—
Expository preaching presents a passage
of Scripture in a relevant way that
arouses the congregation to take action.



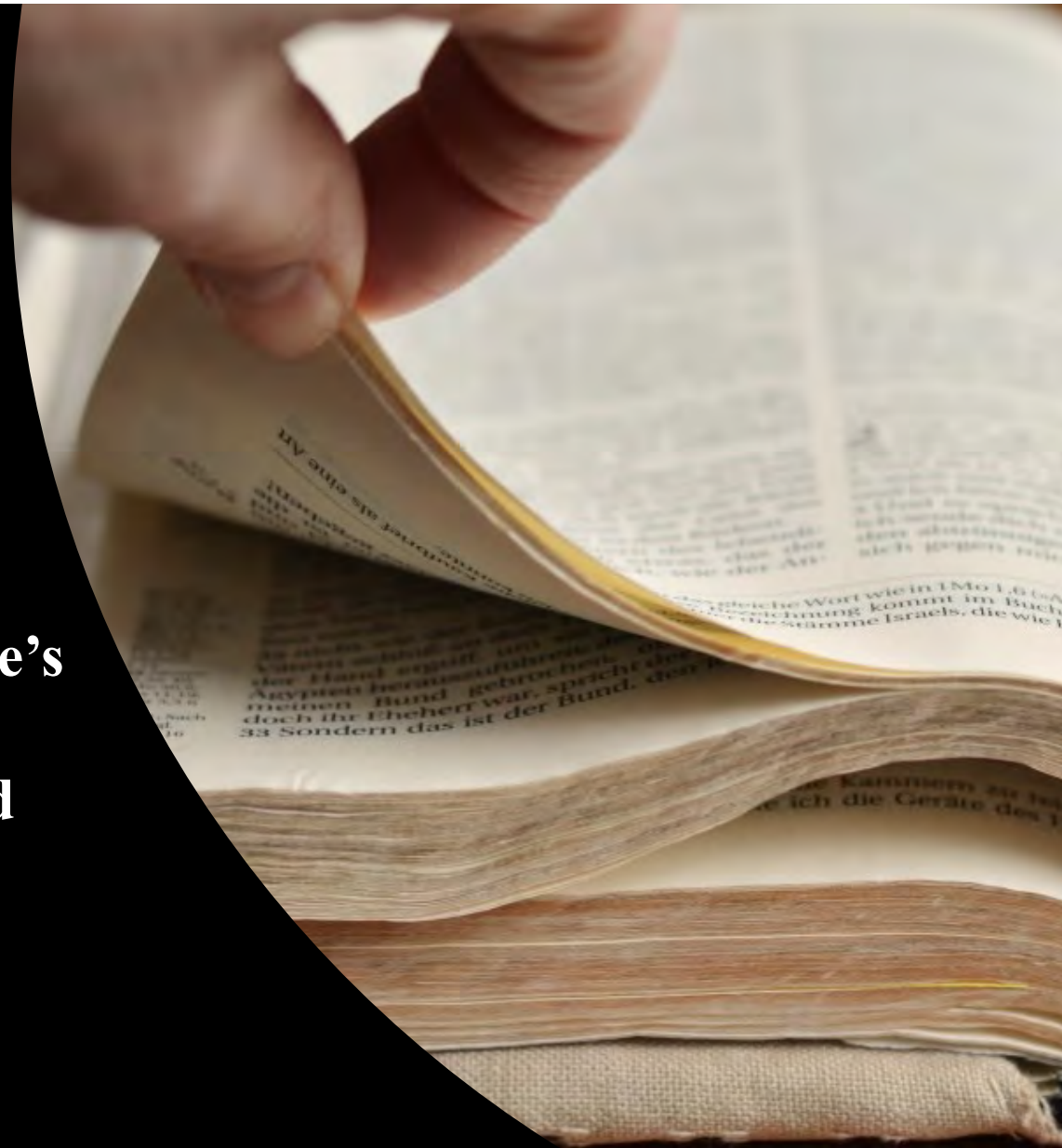
THE GOALS OF EXPOSITORY PREACHING

Teaching Doctrine or Theology –
Expository preaching teaches the
doctrines of the Bible, then applies that
doctrine to the Believer's daily life.



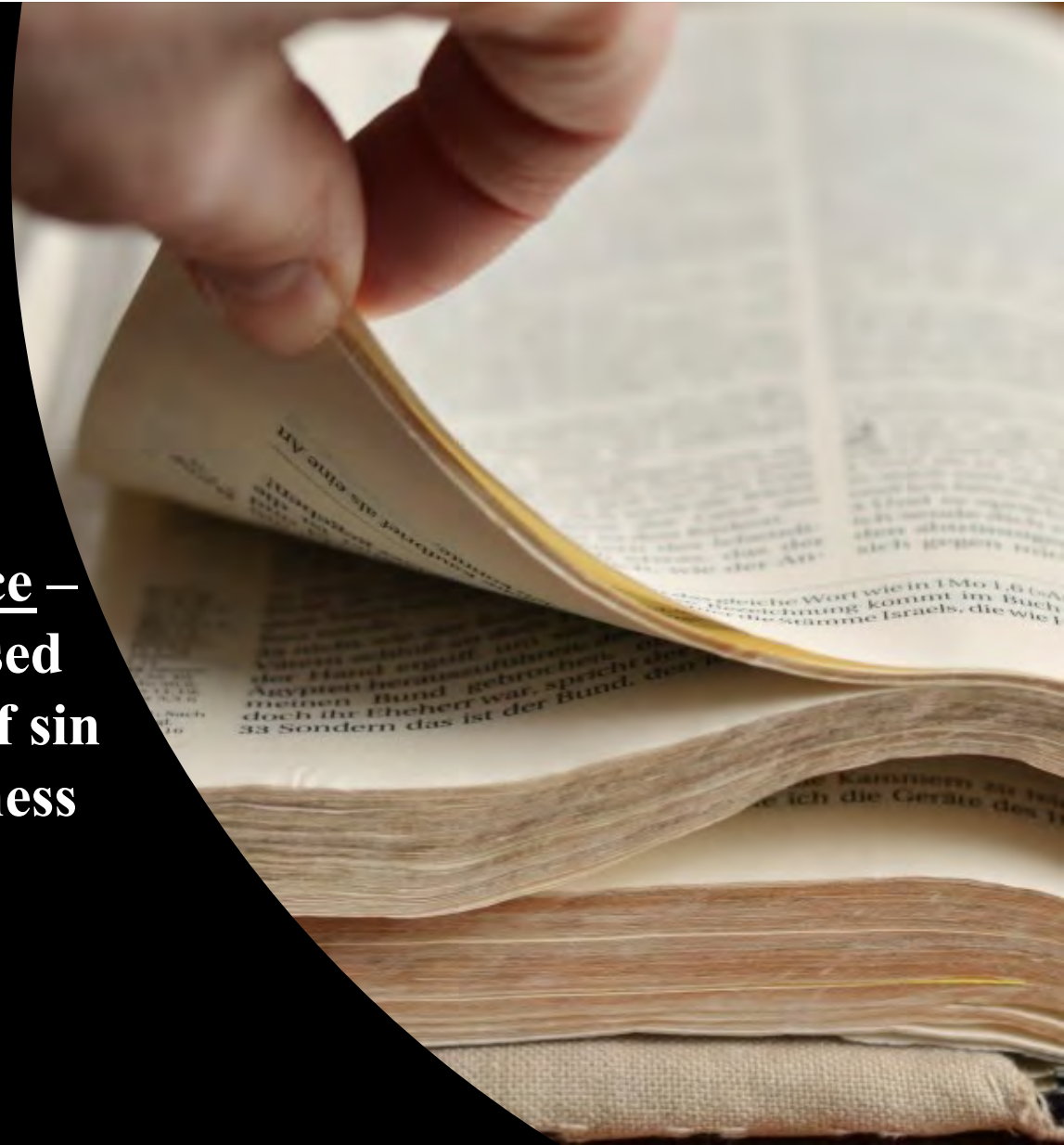
THE GOALS OF EXPOSITORY PREACHING

Worship God & Exalt His Name –
Expository preaching directs people's
attention to the Lord and His great
Name, leading them to worship and
honor the Lord.



THE GOALS OF EXPOSITORY PREACHING

Convict of Sin and Rebuild on Grace –
Because expository preaching is based
on God's Word, it convicts people of sin
and directs them toward righteousness
(2 Timothy 3:16).



THE DIFFICULTIES OF EXPOSITORY PREACHING

Requires more study – Expository sermons require thorough study of the text including word studies and cultural influences.



THE DIFFICULTIES OF EXPOSITORY PREACHING

Requires context – Expository sermons require the preacher pay attention to the larger context of the book to ensure accuracy.



THE DIFFICULTIES OF EXPOSITORY PREACHING

Requires literary form – Expository sermons require the preacher to consider the literary form of the passage. Is the passage narrative, poetry, parable, prophecy or apocalyptic? This influences the interpretation of the passage.



THE DIFFICULTIES OF EXPOSITORY PREACHING

Requires discernment – Expository sermons require the preacher to discern the Main Idea of the text.



True


Interesting

**Four objectives:
A Sermon that is...**


Clear

Relevant

1. STUDY THE PASSAGE



Study is hard work



MARK 4:35-41

Context

Purpose

Background

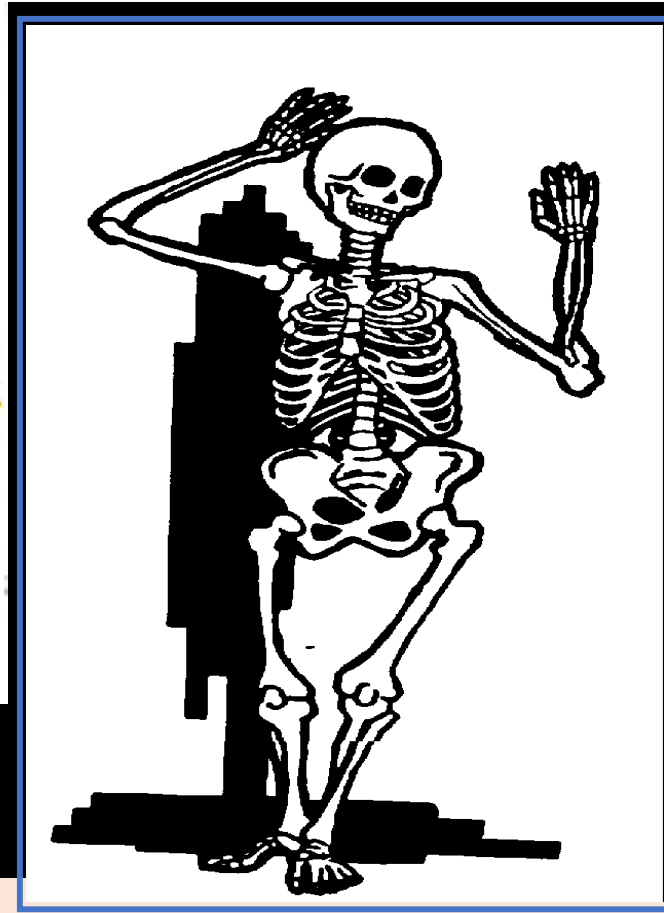
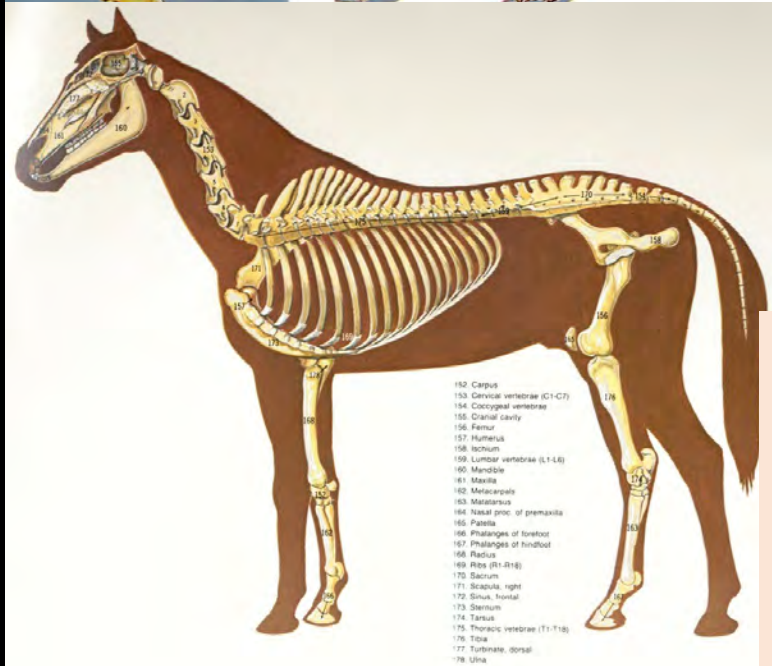



Mark 4:35-41

- **Who?**
- **What?**
- **Where?**
- **When?**
- **Why?**



2. OUTLINE THE PASSAGE



**All Creatures need a skeleton
Sermons Too!**

BUILDINGS NEED STRUCTURE TOO



Sermons need structure too!



Why is a sermon outline important?

A Good Outline...

- 1. Shows the whole sermon at once to see if it flows naturally.**
- 2. Clarifies superior from inferior parts.**
- 3. Help you put parts in the proper order.**
- 4. Shows you where you need supporting material**

HOW TO OUTLINE CORRECTLY

A. Distinguish ideas



Superior Point Outlining



I. _____ (c. 5)

A. _____ (c. 6)

B. _____ (c. 7)

Why is this incorrect?

I. _____ (cc. 5-7)

A. _____ (c. 5)

B. _____ (cc. 6-7)

1. _____ (c. 6)

2. _____ (c. 7)



HOW TO OUTLINE CORRECTLY

- A. Distinguish Ideas
- B. Consistent symbols




HOW TO OUTLINE CORRECTLY

- A. Distinguish Ideas
- B. Consistent symbols
- C. Transitions



HOW TO OUTLINE CORRECTLY

- 
- A. Distinguish Ideas**
 - B. Consistent symbols**
 - C. Transitions**
 - D. Full sentences**

DON'T OUTLINE LIKE THIS (Acts 6:1-6)

MI: Church growth problems

Give Full Sentences!


I. Their lay leadership

- A. Growing (1a)
- B. Food (1b)
- C. Leaders (2-6)

II. Our lay leaders (**MI**)

- A. Our growth
- B. Our key problems
- C. Our solutions

HOW TO OUTLINE CORRECTLY

- 
- A. Distinguish Ideas
 - B. Consistent symbols
 - C. Transitions
 - D. Full sentences
 - E. Will not use questions

QUALITIES OF A GOOD OUTLINE

- 
1. Unity
 2. Balance
 3. Movement

Mark 4:35-41

I. Mark 4:35-36

II. Mark 4:37-38

III. Mark 4:39-41



Mark 4:35-41

I. Jesus commands the disciples to cross the sea and they obey and the weather is good (v. 35-36)

II. The disciples find themselves in a storm causing them great fear and they awaken Jesus (v. 37-38)

III. Jesus rebukes the storm and encourages the disciples to trust God's power (v. 39-41)



PASSAGE OUTLINE: Mark 4:35-41

- I. Jesus commands the disciples to cross the sea and they obey and the weather is good (v. 35-36)**
 - A. Jesus commands the disciples to cross the sea(v. 35)**
 - B. The disciples obey (v. 36a)**
 - C. The weather is good (v. 36b)**

PASSAGE OUTLINE: Mark 4:35-41

I. Jesus commands the disciples to cross the sea and they obey and the weather is good (v. 35-36)

A. Jesus commands the disciples to cross the sea(v. 35)

B. The disciples obey (v. 36a)

C. The weather is good (v. 36b)

II. The disciples find themselves in a storm causing them great fear and they awaken Jesus (v. 37-38)

A. The disciples find themselves in a storm(v. 37)

B. The disciples are filled with great fear (v. 38a)

C. The disciples awaken Jesus (v. 38b)

PASSAGE OUTLINE: Mark 4:35-41

I. Jesus commands the disciples to cross the sea and they obey and the weather is good (v. 35-36)

A. Jesus commands the disciples to cross the sea(v. 35)

B. The disciples obey (v. 36a)

C. The weather is good (v. 36b)

II. The disciples find themselves in a storm causing them great fear and they awaken Jesus (v. 37-38)

A. The disciples find themselves in a storm(v. 37)

B. The disciples are filled with great fear (v. 38a)

C. The disciples awaken Jesus (v. 38b)

III. Jesus rebukes the storm and expresses His disappointment with His disciples (v. 39-41)

A. Jesus rebukes the storm (v. 39a)

B. The sea and wind become calm (v. 39b)

C. Jesus expresses His disappointment with His disciples (v. 40-41)

Mark 4:35-41

PASSAGE
OUTLINE

TRUTH
OUTLINE

2026



TRUTH OUTLINE: Mark 4:35-41

- I. Jesus sends His people on a mission and they obey and all looks good (v. 35-36)**
 - A. Jesus sends His people on a mission**
 - B. The Lord's people obey**
 - C. Everything looks good**

- II. Sometimes the Lord's people face opposition and are fearful (v. 37-38)**
 - A. Sometimes the Lord's people face opposition**
 - B. The Lord's people are filled with fear**
 - C. The Lord's people complain**

- III Jesus rebukes Satan and encourages His people to trust God's power (v. 39-41)**
 - A. Jesus rebukes Satan's opposition**
 - B. Satan submits and opposition is removed**
 - C. Jesus encourages His people to trust God's power**

Mark 4:35-41

**PASSAGE
OUTLINE**

**SERMON
OUTLINE**

**TRUTH
OUTLINE**



SERMON OUTLINE: Mark 4:35-41

I. When the Lord sends us on a mission, we obey (v. 35-36)

- A. The Lord sends us on missions**
- B. We obey**
- C. All looks good**

II. When we obey, sometimes things go wrong and we are afraid (v. 37-38)

- A. We obey and sometimes things go wrong**
- B. We are filled with great fear**
- C. We complain to the Lord**

III When this happens we resist Satan's opposition and trust God's power (v. 39-41)

- A. When Satan's opposes us we resist him**
- B. Satan flees and the opposition is removed**
- C. The Lord encourages us to trust God's power**

MARK 4:35-41

I. Jesus commands the disciples to cross the sea and they obey and the weather is good (v. 35-36)

- A. Jesus commands the disciples to cross the sea(v. 35)**
- B. The disciples obey (v. 36a)**
- C. The weather is good (v. 36b)**

I. Jesus sends His people on a mission and they obey and all looks good (v. 35-36)

- A. Jesus sends His people on a mission**
- B. The Lord's people obey**
- C. Everything looks good**

I. When the Lord sends us on a mission, we obey (v. 35-36)

- A. The Lord sends us on missions**
- B. We obey**
- C. All looks good**

MARK 4:35-41

II. The disciples find themselves in a storm causing them great fear and they awaken Jesus (v. 37-38)

- A. The disciples find themselves in a storm(v. 37)**
- B. The disciples are filled with great fear (v. 38a)**
- C. The disciples awaken Jesus (v. 38b)**

II. Sometimes the Lord's people face opposition and are fearful (v. 37-38)

- A. Sometimes the Lord's people face opposition**
- B. The Lord's people are filled with fear**
- C. The Lord's people complain**

II. When we obey, sometimes things go wrong and we are afraid (v. 37-38)

- A. We obey and sometimes things go wrong**
- B. We are filled with great fear**
- C. We complain to the Lord**

MARK 4:35-41

III. Jesus rebukes the storm and expresses His disappointment with His disciples (v. 39-41)

A. Jesus rebukes the storm (v. 39a)

B. The sea and wind become calm (v. 39b)

C. Jesus expresses His disappointment with His disciples (v. 40-41)

III Jesus rebukes Satan and encourages His people to trust God's power (v. 39-41)

A. Jesus rebukes Satan's opposition

B. Satan submits and opposition is removed

C. Jesus encourages His people to trust God's power

III When this happens we resist Satan's opposition and trust God's power (v. 39-41)

A. When Satan's opposes us we resist him

B. Satan flees and the opposition is removed

C. The Lord encourages us to trust God's power

Mark 4:35-41

**PASSAGE
OUTLINE**

**SERMON
OUTLINE**

**TRUTH
OUTLINE**



3. TAKE HOME TRUTH

(3. MAIN IDEA)

Homiletic idea

Định Đề

Biblical Concept

Central Idea

Other names for the Take Home Truth

Central Proposition of the Text (CPC)

Main Idea

Dominant Idea

Main Thought

Central Thought


Sermon Idea

Thesis Statement

Subject-Complement Statement

TAKE HOME TRUTH

Ideally, each sermon is the explanation, interpretation and application of a single dominant idea supported by other ideas, all drawn from one passage or several passages of Scripture.



TAKE HOME TRUTH

Acts 2:36

**“God has made this Jesus whom
you crucified, both Lord and
Christ.”**



TAKE HOME TRUTH

Acts 7:51

“You are just like your fathers; You always resist the Holy Spirit.”



TAKE HOME TRUTH

Acts 13:38

“I want you to know that through Jesus the forgiveness of sins is proclaimed to you.”



TAKE HOME TRUTH

Acts 17:30

“In the past God overlooked such ignorance, but now He commands all people everywhere to repent.”



TAKE HOME TRUTH

**Subject
(Theme)**



**Complement
(Thrust)**

The Question



Take Home Truth



**4. THE THREE
DEVELOPMENTAL
QUESTIONS**

THREE DEVELOPMENTAL QUESTIONS

There are only three things that can be done with any given idea or statement, whether it be the main idea of the message or one of the points within the outline.

- **Explain it**

THREE DEVELOPMENTAL QUESTIONS

There are only three things that can be done with any given idea or statement, whether it be the main idea of the message or one of the points within the outline.

- **Explain it**
- **Prove it**

ASK THE RIGHT QUESTIONS

There are three reasons why people do not believe a passage in the Bible:

- **They don't see the cause effect connection.**
- **It seems contrary to life.**
- **Something else comes up that is more important.**



THREE DEVELOPMENTAL QUESTIONS

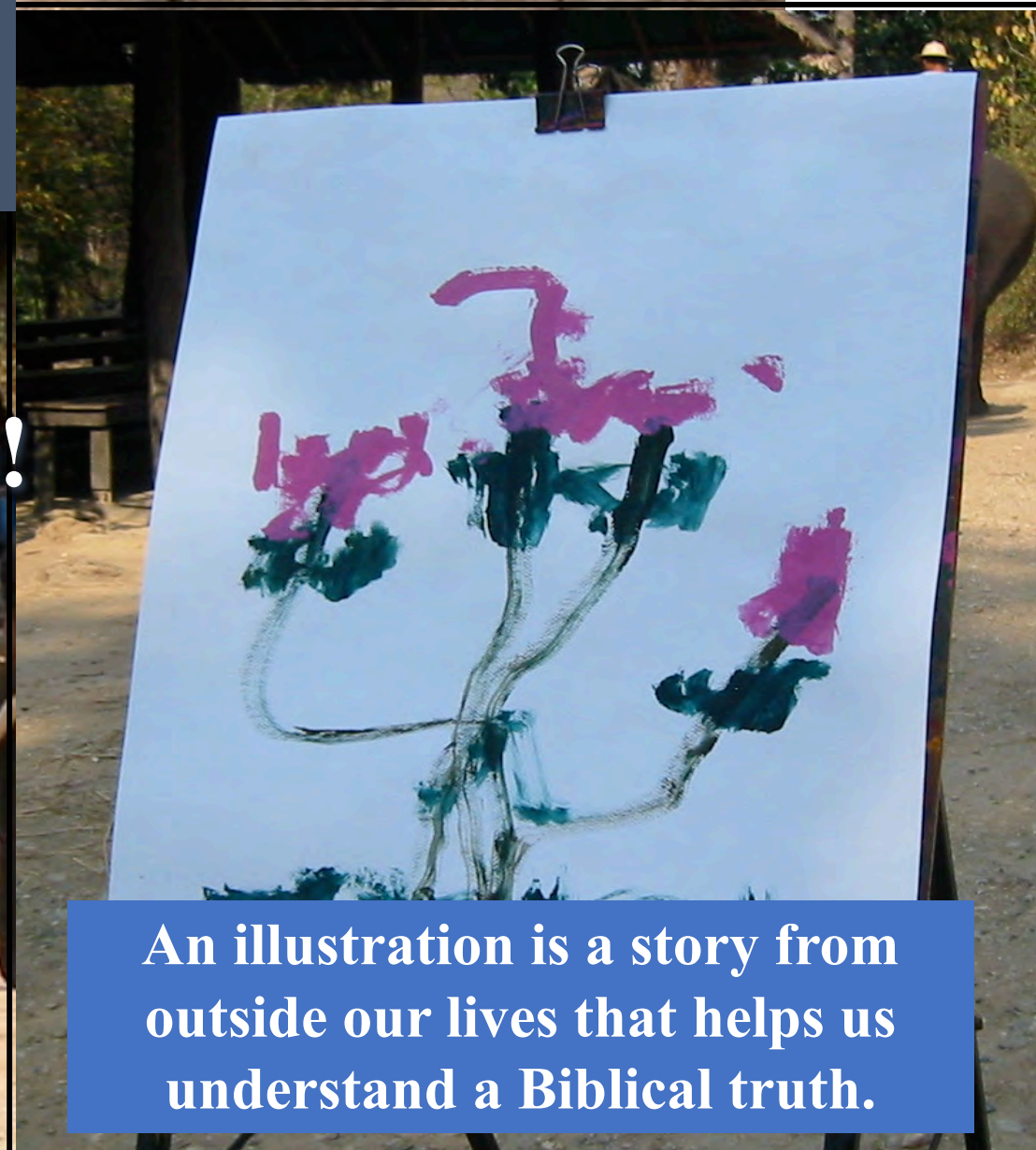
There are only three things that can be done with any given idea or statement, whether it be the main idea of the message or one of the points within the outline.

- **Explain it**
- **Prove it**
- **Apply it**

SUPPORTING MATERIAL

ILLUSTRATIONS

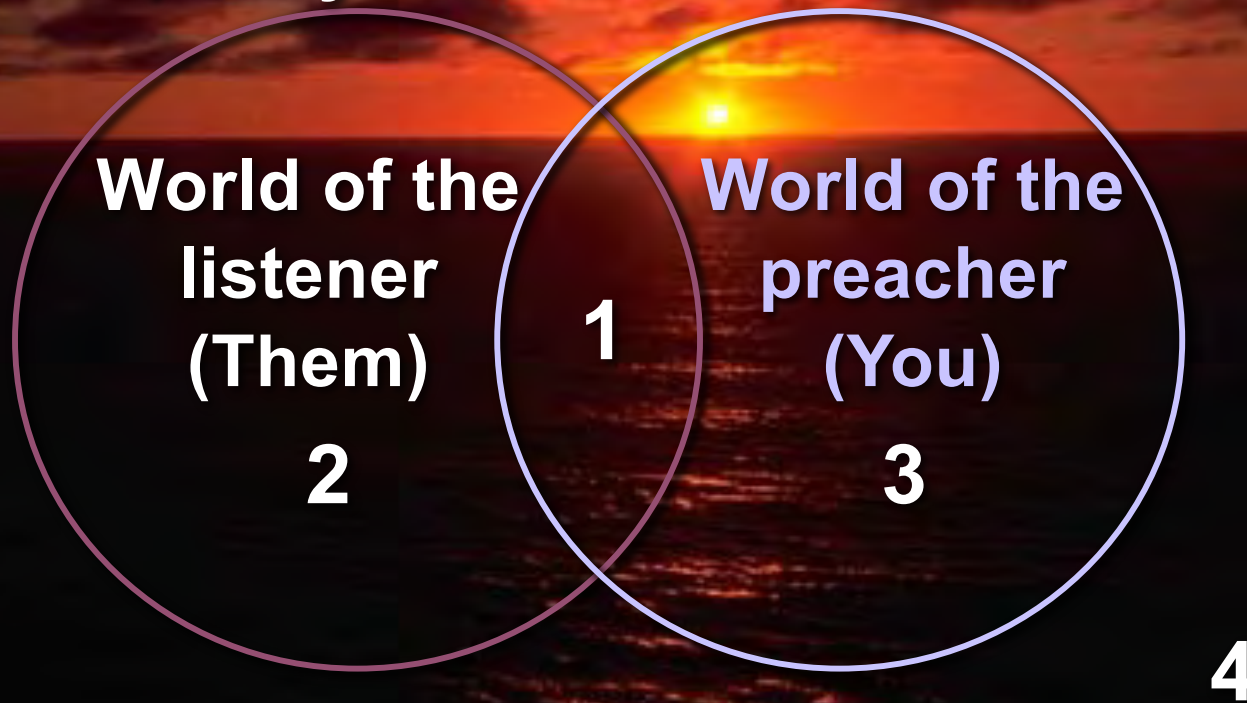
If elephants can
illustrate, You can too!



An illustration is a story from
outside our lives that helps us
understand a Biblical truth.

HOW TO GIVE GOOD ILLUSTRATIONS

A. Draw illustrations from your listener's world, not yours!



Where are your best illustrations?

HOW TO GIVE GOOD ILLUSTRATIONS

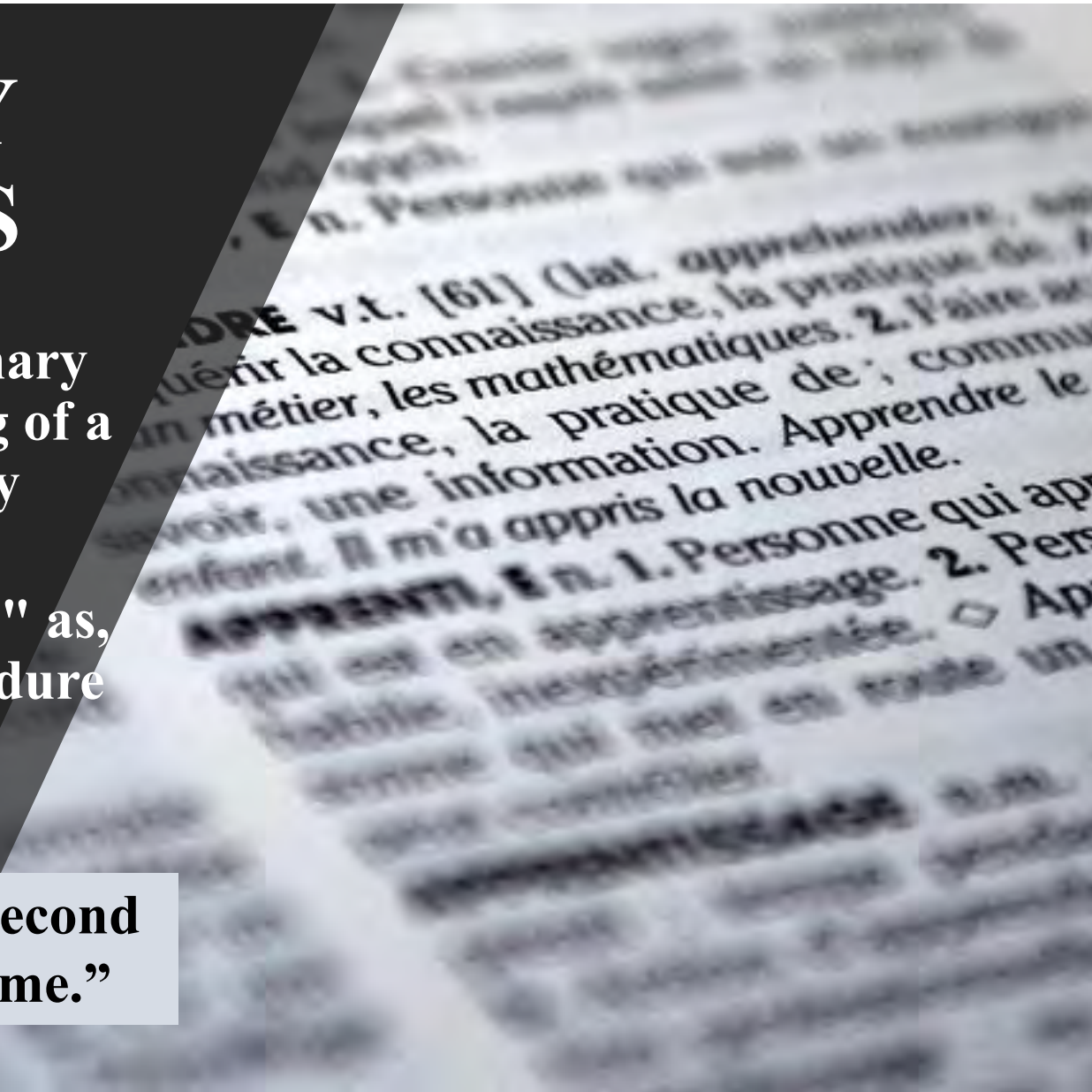
- A. Draw illustrations from your listener's world, not yours.**
- B. Get you outline done early each week. It gives time to find good illustrations.**
- C. Vary the type of illustrations used.**
- D. Don't tell stories – Relive them!**

DICTIONARY DEFINITIONS

Defining a word from the dictionary helps us understand the meaning of a word. Then follow the dictionary definition with an example.

The dictionary defines "patience" as, "The will or ability to wait or endure without complaining."

"Patience is reading a book a second time to your children at bedtime."



DICTIONARY DEFINITIONS

Defining a word from the dictionary helps us understand the meaning of a word. Then follow the dictionary definition with an example.

The dictionary defines "patience" as, "The will or ability to wait or endure without complaining."

"Patience is waiting at a stop light without beeping your horn."

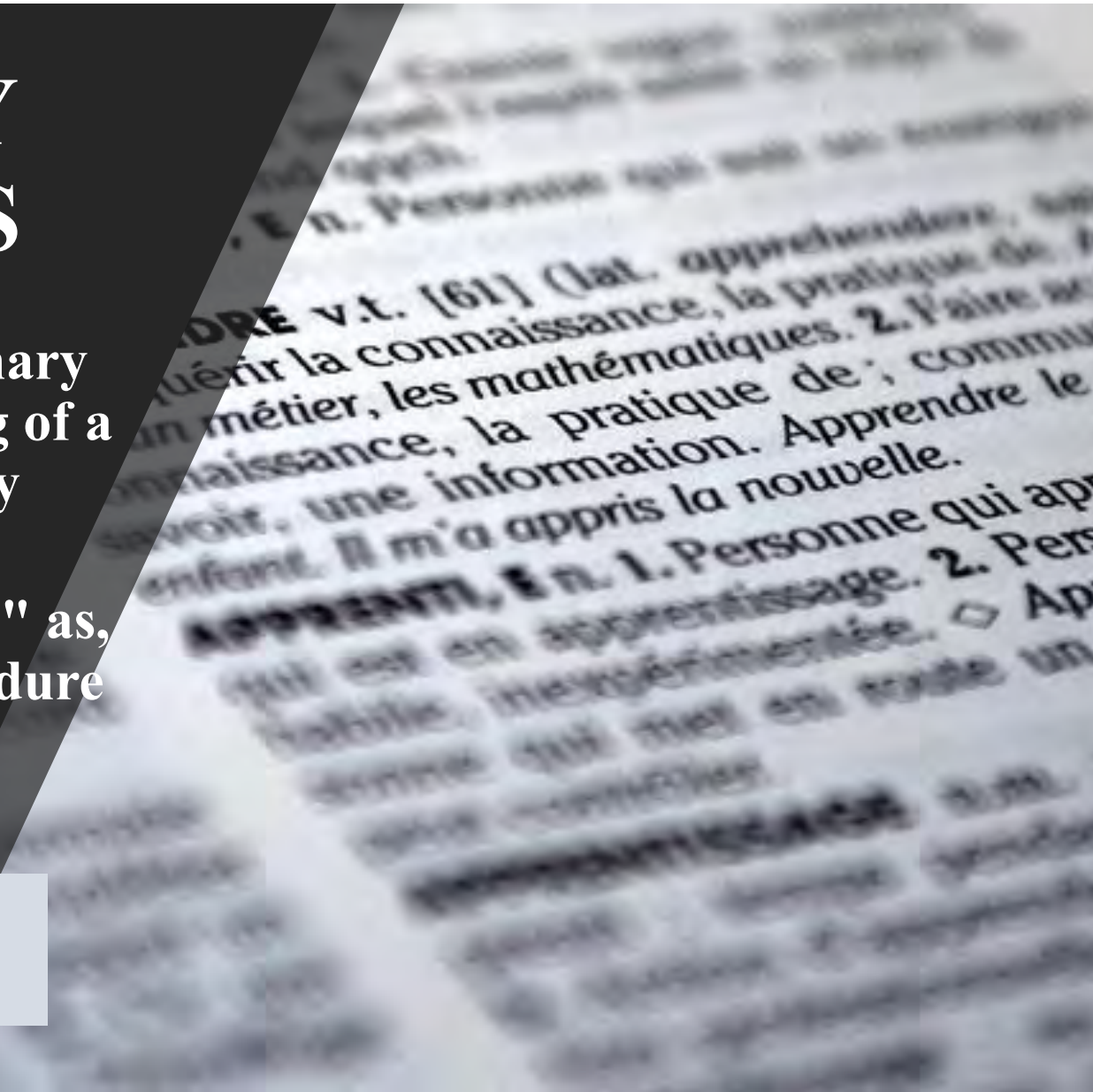


DICTIONARY DEFINITIONS

Defining a word from the dictionary helps us understand the meaning of a word. Then follow the dictionary definition with an example.

The dictionary defines "patience" as, "The will or ability to wait or endure without complaining."

"Patience is smiling while waiting in a long line."



**Get approval before
using certain individuals
in illustrations.**



DON'T BE OFFENSIVELY PRECISE



“I wish he was a little less specific with his illustrations.”

CHOOSE EXAMPLES CAREFULLY




“All persons in my sermon were fictitious...”

“All persons in my sermon were fictitious...”

“All persons in my sermon were fictitious...”

GUARD YOUR MARRIAGE!



“Repeat after me, I will not make fun of my wife’s cooking in my sermons!”

A background image showing a person's hands holding an open book. The text is overlaid on a black semi-transparent box on the left side of the image.

STATISTICS

The science of collecting and analyzing numerical data.

When using statistics:

- **Statistics must be credible and documented.**
- **Use round numbers.**
- **Create a picture of the statistic.**

Statistics can be good, but most people today are not impressed with statistics. We hear them all the time and they are often manipulated to prove a point.

A background image showing a person's hands holding an open book. The text is overlaid on a black semi-transparent box.

QUOTATIONS

Quotations – Quotations can be helpful in the right circumstances. There are only two reasons to quote someone:

- **The language is powerful and memorable.**
- **The speaker is famous and well respected by your listeners.**

All quotations must be short.

A photograph of a person's hands holding an open Bible. A large black rectangular box is superimposed over the center of the image, containing white text. The background shows the pages of the Bible and the person's hands.

PARALLEL PASSAGES

We refer to parallel passages to help explain the sermon text. There are three occasions when parallel passages are helpful:

- **When the sermon text refers to another passage (Matthew 12:3-5; Romans 4:3).**
- **When you feel your listeners will doubt your interpretation of a difficult passage.**
- **When you wish to demonstrate that the point you are making is frequently found in the Bible.**

A photograph of a person reading a Bible. The person's hands are visible, holding the pages. In the foreground, a laptop keyboard is partially visible, suggesting a study or work environment. The background is slightly blurred, focusing attention on the Bible and the person's hands.

BIBLICAL ILLUSTRATIONS

We can refer our listeners to individuals in the Bible who illustrate our point. Biblical illustrations are helpful when our listeners are Christians. If many of our listeners are non-Christian, we may want to find another way to illustrate our point.

**5. How Should You
Structure Your
Sermon?**

SHAPE THE SERMON- INDUCTIVE


INTRODUCTION (The Question)

I.

II.

III.

CONCLUSION (Take Home Truth)



SHAPE THE SERMON - DEDUCTIVE

INTRODUCTION (TAKE HOME TRUTH)

I.

II.

III.

CONCLUSION (TAKE HOME TRUTH)



SHAPE THE SERMON

INTRODUCTION

I.

APPLICATION


II.

APPLICATION

III.

APPLICATION

CONCLUSION



SHAPE THE SERMON

INTRODUCTION


I.

II.

III.

IV. APPLICATION

CONCLUSION



THE PROCESS OF SERMON PREPARATION

1. Study the passage
2. Outline the passage
3. Form the take home truth
4. The three developmental questions
5. Shape the sermon

6. INTRODUCTION

THERE ARE THREE TYPES OF PREACHERS:



Those to whom you cannot listen.



Those to whom you can listen.



Those to whom you must listen.



During the introduction, the congregation usually decides the kind of speaker addressing them that morning.

INTRODUCTION

1. Get Attention on the Subject



GET ATTENTION ON THE SUBJECT



What are they really thinking?



The Remote Syndrome



Audiences have remotes in their heads and can switch channels at any moment when they sense something else is more interesting! Work to keep their interest!

Clues to Audience Involvement



Emotional Involvement




Note Taking



Attentive Expression

Clues to Audience Neglect



INTRODUCTION

1. **Get Attention on the Subject**
2. **Introduce the Subject**
3. **Provide the Background**
4. **Preview the Passage**
5. **Announce the Text (2-3 Times)**

DON'T APOLOGIZE!

What examples of sermons that began with apologies can you give?

- **“I got a late start on this sermon, so it’s not going to be very good.”**
- **“The dog ate my sermon manuscript, so I had to do it over.”**



7. CONCLUSION

THE CONCLUSION

A photograph of a diverse group of people, including men and women of various ages, clapping enthusiastically in what appears to be a church or a formal gathering. The setting is indoors with a wooden floor and white walls. The people are dressed in casual to semi-formal attire. The overall atmosphere is one of joy and celebration.

It is now time to prepare the last thing our listeners will hear!

THE CONCLUSION

The conclusion to a sermon has two purposes:

- **Summarize the passage – Briefly review the major points of the sermon**
- **Exhort the listeners to apply the Biblical truth to their lives – We want to end our sermon with our listeners looking forward.**

The conclusion tells the listeners where they have been and where we want them to go. The conclusion is what we want them to do with what they now know.

EFFECTIVE WAYS TO CONCLUDE YOUR SERMON

- **Tell a true-life story that shows the truth applied to their lives.**
- **Visualize how they might apply the truth to their lives.**
- **Repeat the same sentence structure for several sentences.**
- **End with a quotation.**
- **Complete a story you started in the introduction.**
- **Focus on the Take Home Truth.**



GENERAL PRINCIPLES FOR THE CONCLUSION

Plan the conclusion – Don't depend on the 'leading of the Spirit' to help you in the last minute.

Don't announce your conclusion – This may cause the listeners to begin packing up to leave.

Maintain eye contact with the listeners – This is when you look directly at them and speak to them from your heart.

End in a positive and encouraging note – We must turn negative passages into a positive motivation to change.



THE BENEFITS OF A POSITIVE SERMON

- A positive sermon brings Biblical conviction of sin balanced by God's grace.
- A positive sermon brings high credibility for the preacher.
- A positive sermon brings high esteem for the listener.

Manuscripting your sermon



ECCLESIASTES 12:9-12





Q: What is a sermon manuscript?

A: Writing your sermon down word for word.



Why Manuscript?


A manuscript of your sermons has an amazing effect on both you and your listeners.

- **It gives you confidence that you will preach God's truth clearly and accurately as you planned.**
- **It makes your listeners more attentive as they realize how lovingly and thoroughly you have prepared for them. Your careful wording makes their ears ready to hear.**



Why Manuscript?

- A. It forces you to choose the best word.
- B. You can use your sermon later.
- C. It helps you keep to your time limit.




“We will know if he finishes by noon!”

A manuscript keeps you from regularly going overtime

TIME HAS ALWAYS
BEEN IMPORTANT!

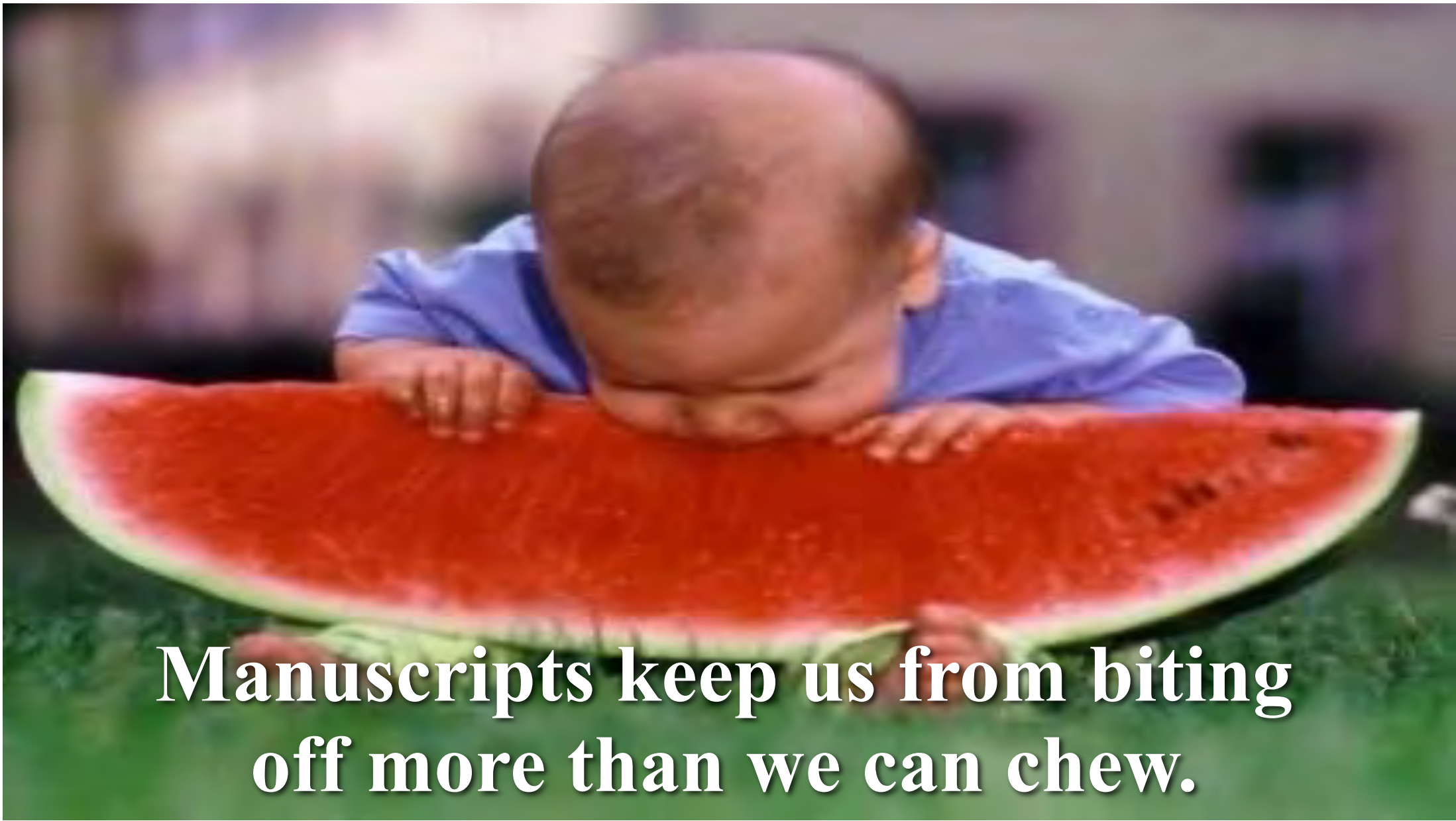


PORTLOK



“Is it just me, or are his sermons getting longer?”

What they feel about sermon length matters!



**Manuscripts keep us from biting
off more than we can chew.**



Why Manuscript?

- A. It forces you to choose the best word.**
- B. You can use your sermon later.**
- C. It helps you keep to your time limit.**
- D. It helps you preach better.**



**“Okay, okay, I take it back. It wasn’t
a bad sermon!”**

HANDLE HONESTY

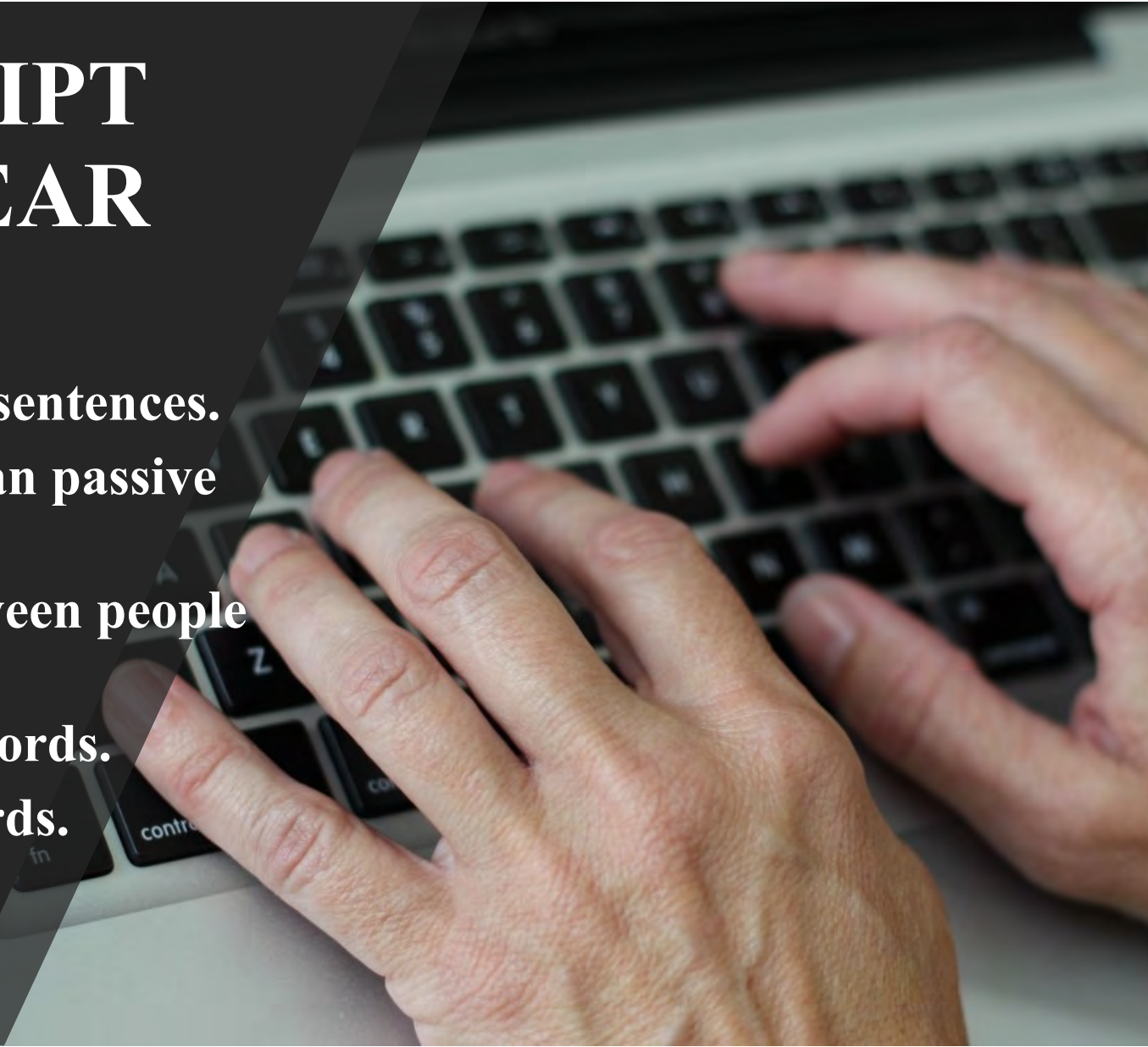
WHAT TO DO WITH THE MANUSCRIPT

Four Options:

- Bring it to the pulpit.
- Reduce it to a one-page outline.
- Memorize it then speak word for word.
- Preach it extemporaneously.

MANUSCRIPT FOR THE EAR

- **Write like you talk, short sentences.**
- **Use active voice rather than passive voice.**
- **Create conversations between people using quotation marks.**
- **Use simple and familiar words.**
- **Be sensitive with your words.**



HOW TO PREACH CLEARLY

Some sermons are as clear
as ancient Hebrew



OBSTACLES TO CLARITY


Sometimes people have no idea what their pastor is trying to communicate. They may understand all the definition of all the words. But the way sentences and paragraphs connect to each other is confusing. The flow of thought is a mystery.

- We lose paragraph indentations.
- We lose punctuation.
- We lose the ability to re-read it again if we miss it the first time.



PRINCIPLES FOR CLARITY!

1. Restate
2. Consistency



PRINCIPLES FOR CLARITY!

1. Restate
2. Consistency

I. Speak Kind Words

1.


2.

3.

II. Speak Words of Wisdom


1.

2.



PRINCIPLES FOR CLARITY!

1. **Restate**
2. **Consistency**
3. **State Main Points**
4. **Preview Verses**
5. **Physical Movement**
6. **Transitions**



TRANSITIONS ADVANCE THOUGHT

Subject: How can we know how to speak to non-Christians? (Col. 4:6c)

I. Speak gracious words (6a)

A.

B.

(Your transition goes here within the parenthesis)

II. Speak wise words (6b)

A.

B.

TYPES OF TRANSITIONS

Subject: How can we know how to speak to non-Christians? (Col. 4:6c)

I. Speak gracious words (6a)

A.

B.

Rhetorical Question

(What is the second way to speak to non-Christians)

II. Speak wise words (6b)

A.

B.

TYPES OF TRANSITIONS

Subject: How can we know how to speak to non-Christians? (Col. 4:6c)

I. Speak gracious words (6a)

A.

B.

Flashback

(We saw that we must speak gracious words to non-Christians. Now...)

II. Speak wise words (6b)

A.

B.

TYPES OF TRANSITIONS

Subject: How can we know how to speak to non-Christians? (Col. 4:6c)

I. Speak gracious words (6a)

A.

B.

Incomplete Sentence

(The second way to speak to non-Christians is to...)

II. Speak wise words (6b)

A.

B.

TYPES OF TRANSITIONS

Incomplete Sentence

Subject: How can we know how to speak to non-Christians? (Col. 4:6c)

(The first way to speak to non-Christians is to...)

I. Speak gracious words (6a)

(The second way to speak to non-Christians is to...)

II. Speak wise words (6b)

A photograph of a church service. In the foreground, the back of a person's head and shoulders is visible, wearing a dark blue patterned shirt. They are standing at a wooden pulpit. The background is filled with a large group of people seated in red chairs, but they are significantly out of focus, creating a sense of a "fog" or "mist" in the pews. The church interior has light-colored walls and a framed picture on the left wall.

...is a fog in the pew!"

**"A mist in
the pulpit..."**

THE PUBLIC READING OF SCRIPTURE

- **Introduce your sermon text three times.**
- **Wait until you see/hear the pages stop turning before reading.**
- **Look up difficult words to pronounce them correctly.**
- **Practice which words to emphasize when reading.**
- **Vary your speed and volume when reading.**
- **Always hold your Bible up when reading.**




NON-VERBAL FACTORS IN DELIVERY

The Importance of Movement and Gestures

- **Gestures add enthusiasm and help bring our sermon to life.**
- **Gestures maintain interest and hold people's attention. Movement captures people's eyes**
- **Gestures put the speaker at ease. We feel more like ourselves.**
- **Gestures help our listeners experience what we feel as they identify with us.**





**NON-VERBAL
FACTORS IN
DELIVERY**
Characteristics of
good physical
gestures



- **Spontaneous** - The best gestures come naturally. They are not manufactured.
- **Definite** - When you make a gesture, make it. Put your body into it.
- **Varied** - The repetition of a single gesture will irritate and congregation.
- **Properly Timed** - Gestures must correspond with our words.



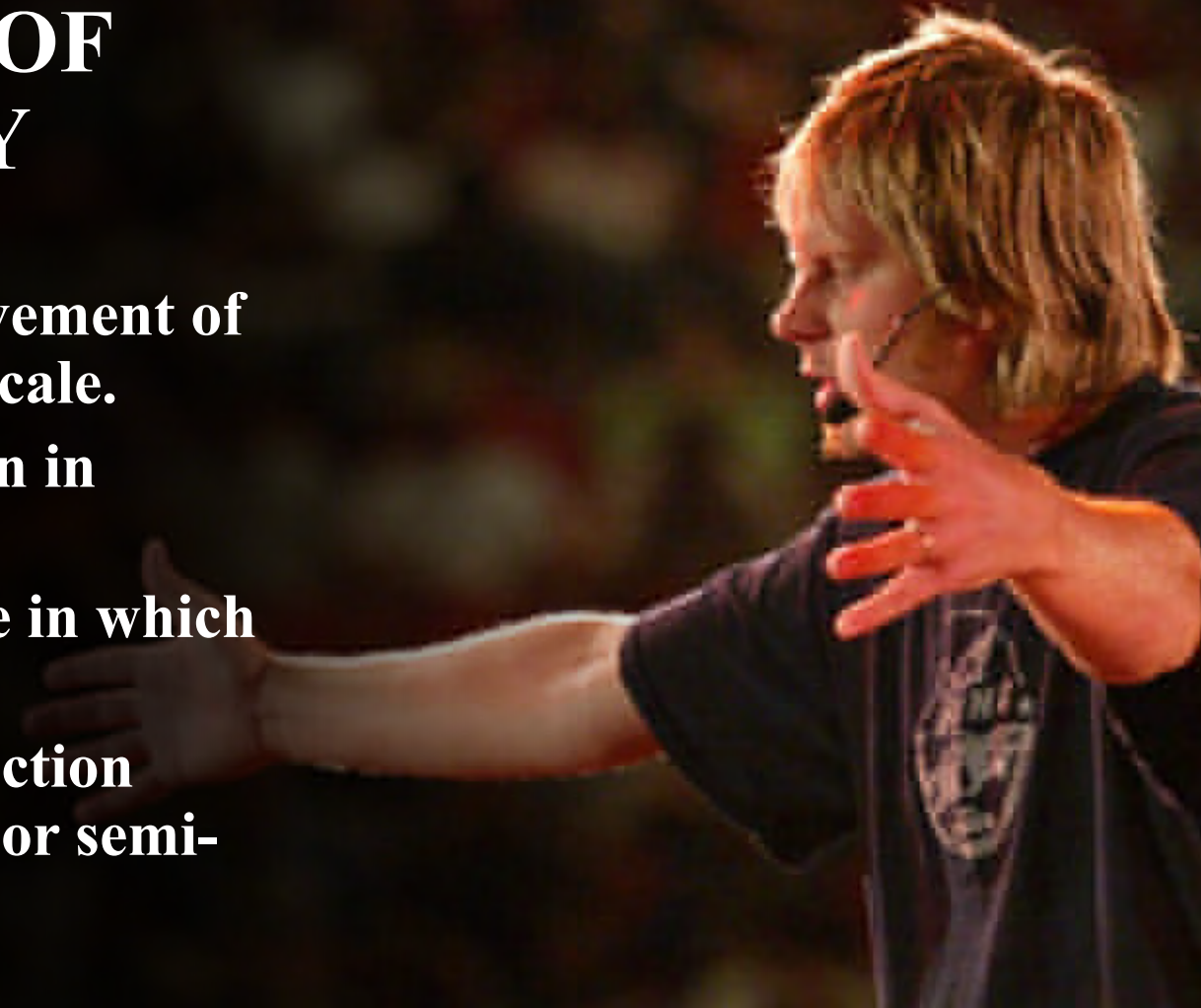
NON-VERBAL FACTORS IN DELIVERY

The Importance of Eye Contact

- **one of the most effective single means of non-verbal communication.**
- **Eyes give feedback and hold an audience's attention.**
- **Most importantly, our people want us to look at them and speak to them personally.**
- **Congregations do not listen to preachers who are constantly looking down at their notes.**

THE IMPORTANCE OF VOCAL DELIVERY

- **Pitch** – Pitch involves the movement of our voice up and down on the scale.
- **Punch** – Punch is the variation in loudness.
- **Progress** – Progress is the rate in which we are speaking.
- **Pause** – Pause serves as a punctuation mark such as a period, comma or semi-colon.





PRACTICE - It helps to practice on the night before to see if there are any places in the sermon where you may need to adjust the wording or add a gesture.

Why Practice Preaching?

Practice enables you to...

1. Know the sermon well.
2. Communicate the sermon well.
3. Cut out unnecessary stuff to keep to your time.

PREACHING CALENDARS

The Advantage of a Preaching Calendar

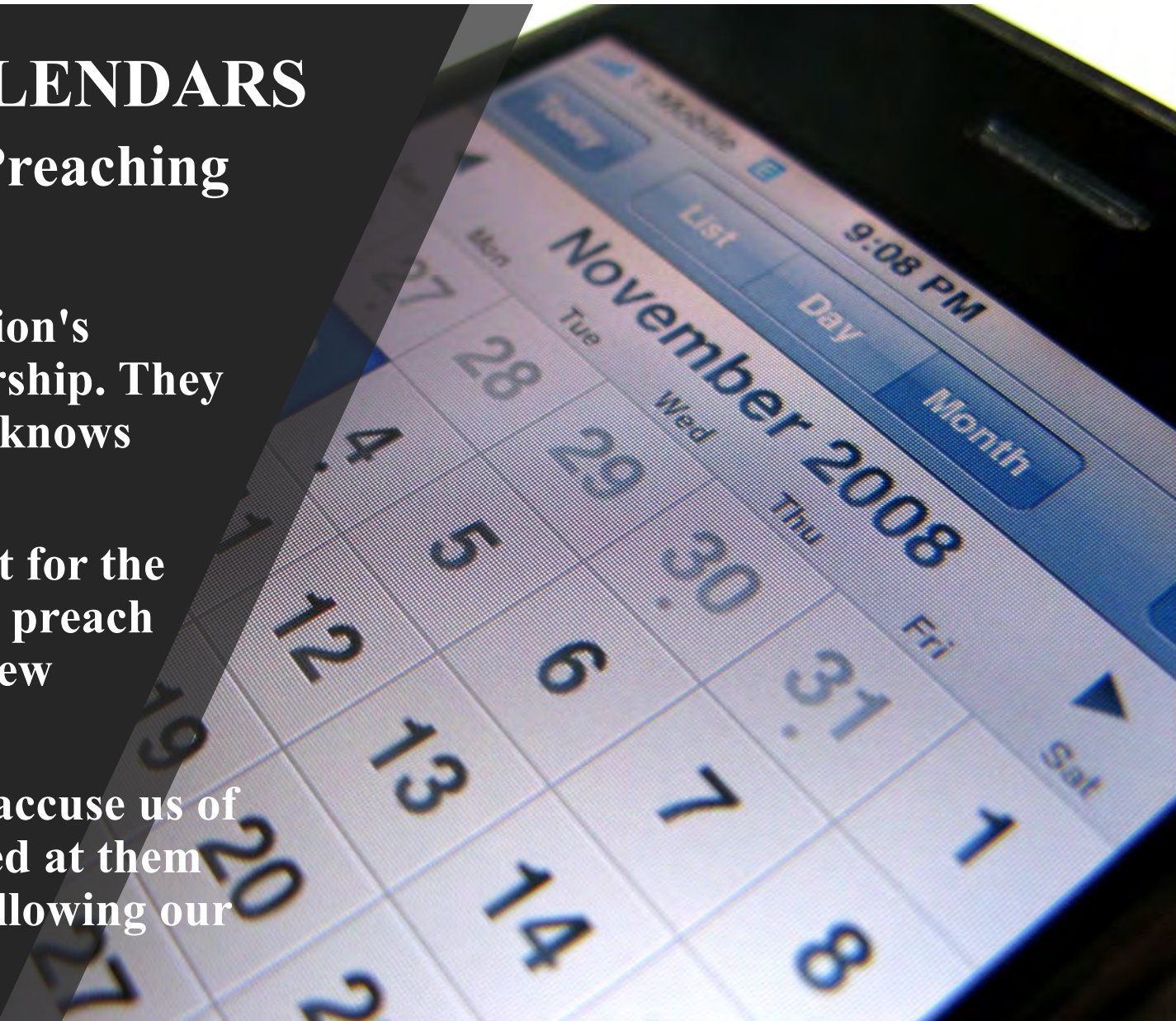
1. There is no wasted time finding a subject or passage each week.
2. It allows us time to find applications and illustrations.
3. It teaches people to study the Bible in a planned and organized way.



PREACHING CALENDARS

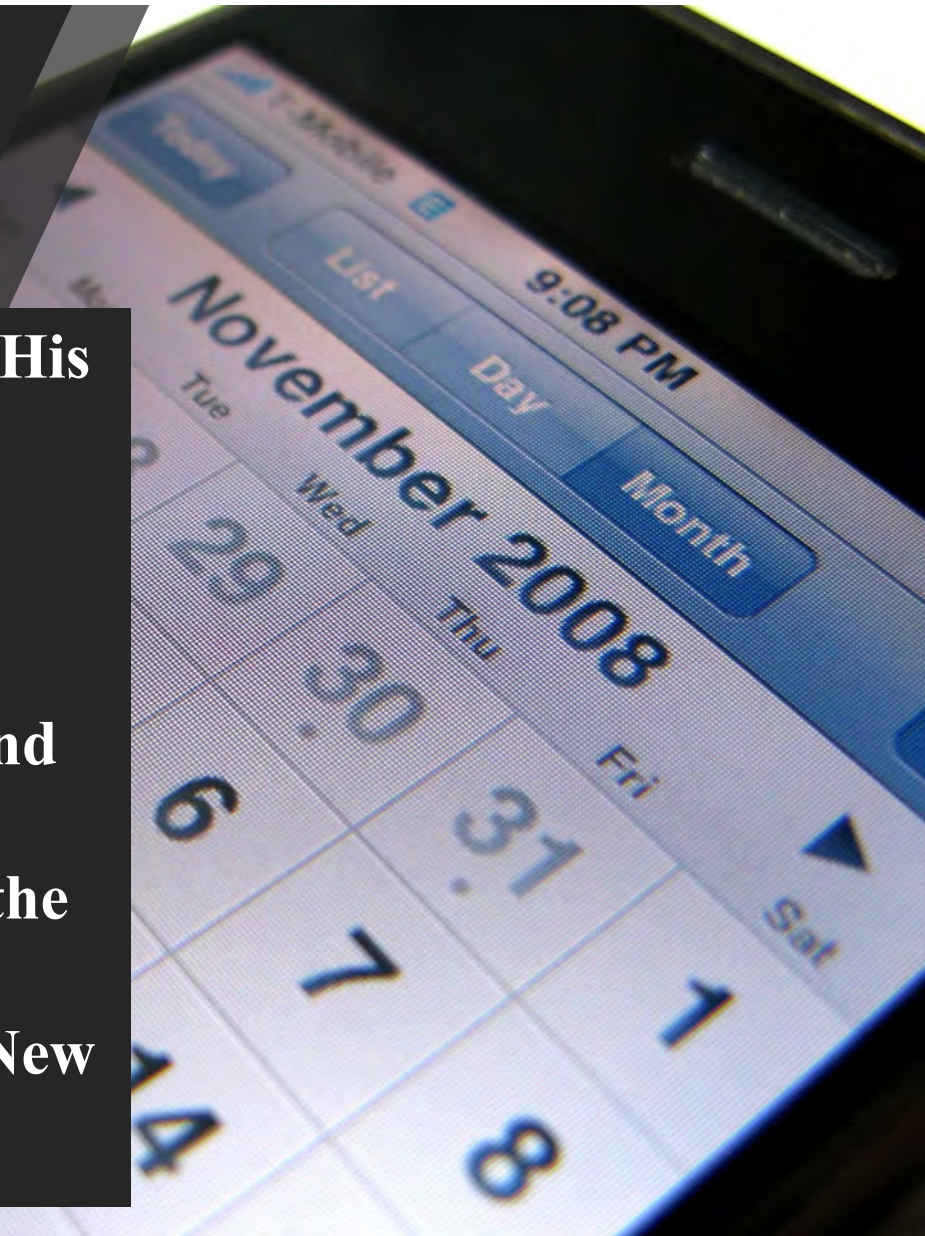
The Advantage of a Preaching Calendar

4. It increases the congregation's confidence in your leadership. They will follow someone who knows where they are going.
5. It provides a balanced diet for the congregation. We plan to preach from both the Old and New Testament.
6. The congregation cannot accuse us of preaching a sermon aimed at them because we are simply following our



How to Make an Effective Preaching Calendar

1. Spend quiet time with the Lord and seek His guidance in this process.
2. List the books and topics you feel the congregation need to hear in the coming year.
3. Block out special events like Christmas and Easter for these require special sermons.
4. Prepare a chart listing each Sunday and the passage for each Sunday.
5. Balance preaching between the Old and New Testament.



TOPICAL SERMONS

What is a Topical Sermon?



- **Topical sermons expound a central idea from more than one main text of Scripture**
- **Topical sermons draw from several books or passages.**
- **Topical messages have the danger of inserting your own views**

A sample topical sermon on the second coming



- 1. What's going to happen
(1 Thessalonians 4:13-18)**
- 2. When this will happen
(Matthew 24:42; 25:13; 1 Thess 5:4)**
- 3. Why be ready when it happens
(Revelation 22:12-13)**

A sample topical sermon on baptism

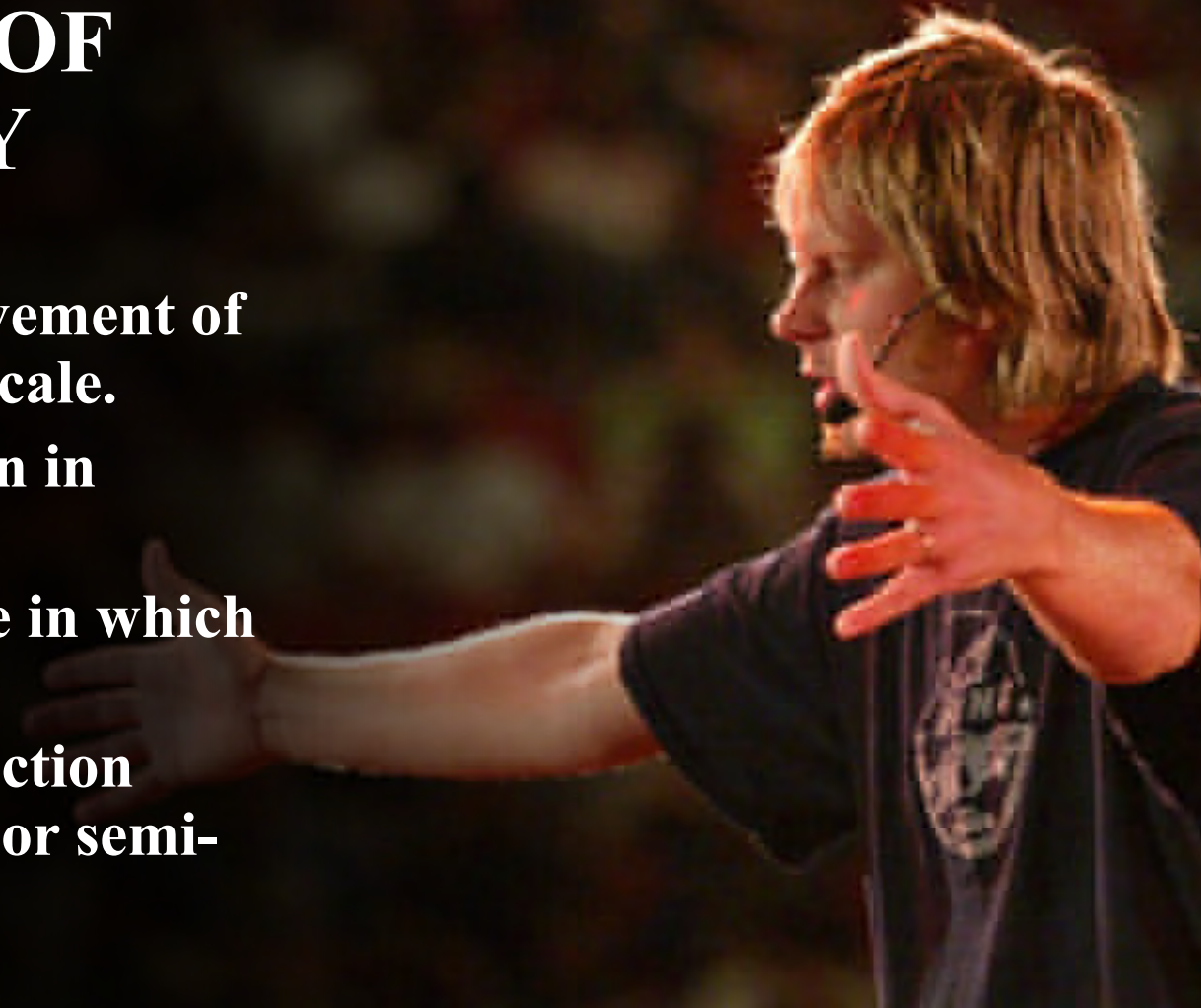
1. Christ's baptism declares His mission
(Matthew 3:13-17)

2. Our baptism declares our faith (Matthew
38:19-20)



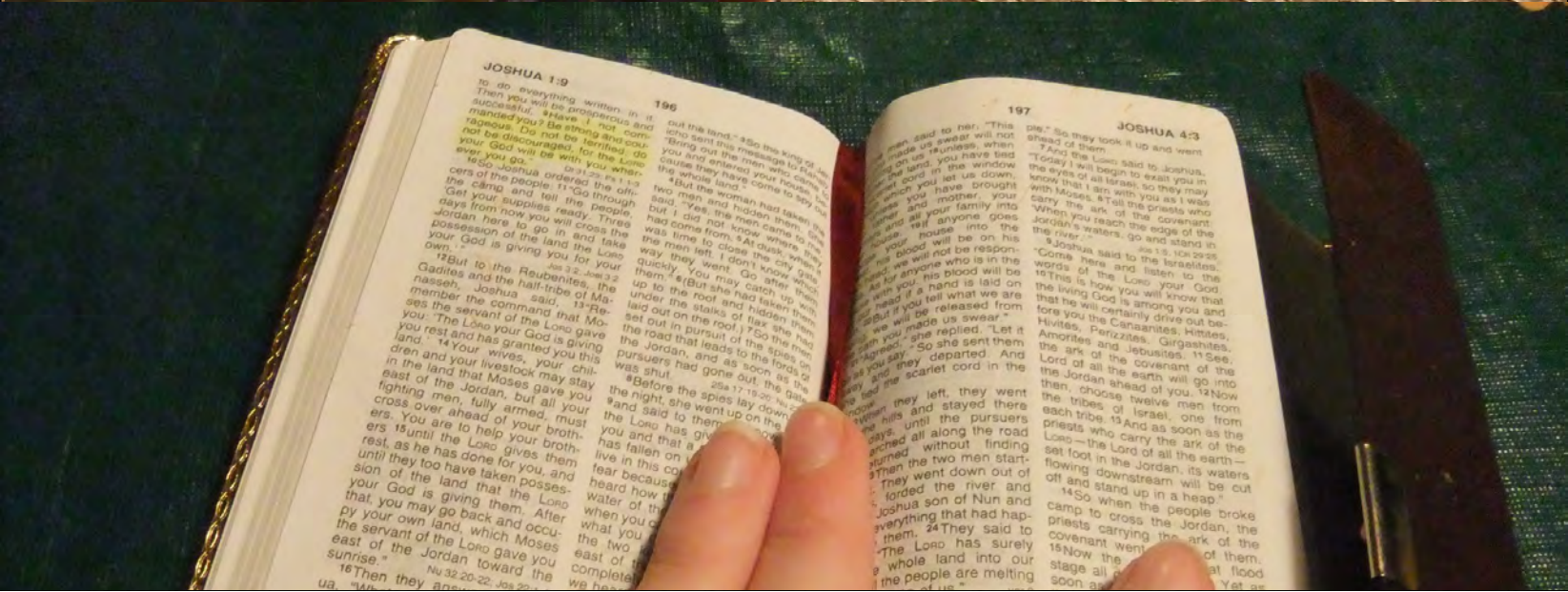
THE IMPORTANCE OF VOCAL DELIVERY

- **Pitch** – Pitch involves the movement of our voice up and down on the scale.
- **Punch** – Punch is the variation in loudness.
- **Progress** – Progress is the rate in which we are speaking.
- **Pause** – Pause serves as a punctuation mark such as a period, comma or semi-colon.





Be Clear!



CLARITY IN THE CONCLUSION



➤ State the main idea
(MI)

➤ Repeat the main points
(MPs)

and sing unto thy name.
10 And again he saith, Rejoice, ye Gentiles, with his people.
11 And again, Praise the Lord, all ye Gentiles; and laud him, all ye people.
12 And again, Rejoice, saith

20 For I, so have I strived to preach the gospel, not that Christ was named, lest I should build upon another man's foundation:

21 But as it is written, whom he was not spoken of, shall see: and they that have not heard shall understand.

22 For which cause also I have been much hindered from coming to you.

23 But now having place in these parts, and a great desire these many years to come unto you;

24 Whensoever I take my way into Spain, I will come to you: for I trust to see you by my way thitherward by you, first I be somewhat filled with our company.

25 But now I go unto Jerusalem to minister unto the saints.

26 For it hath pleased them of Macedonia and Achaia, that I should go, and minister unto the saints which are at Jerusalem.

27 It hath pleased them verily, and their debtors they are, if the Gentiles have benefited by their spiritual gifts, their duty is also to minister unto them in carnal things.

28 When therefore I have performed this, and have sealed to them this fruit, I will come by you into Spain.

29 And I am sure that, when I come unto you, I shall come in the fulness of the blessing of the gospel of Christ.

30 Now I beseech you, brethren, for the Lord Jesus Christ's

with me in your prayers to God for me;

That I may be delivered from them that do not believe in Judaism; and that my service which I have for Jerusalem may be accepted of the saints;

That I may come unto you with joy by the will of God, and with you be refreshed.

Now the God of peace be with you all. Amen.

Now I beseech you, brethren, for the Lord Jesus Christ's sake, to assist the grace of my prayer for you, that I may be delivered from them that do not believe in Judaism; and that my service which I have for Jerusalem may be accepted of the saints;

That I may come unto you with joy by the will of God, and with you be refreshed.

Now the God of peace be with you all. Amen.

11 Salute Herodion my kinsman. Greet them that be of the household of Narcissus, which are in the Lord.

12 Salute Tryphena and Tryphosa, who labour in the Lord. Salute the beloved Persis, which laboured much in the Lord.

13 Salute Rufus chosen in the Lord, and his mother and mine.

14 Salute Asyncretus, Phlegon, and Hermas, and the brethren which are with them.

15 Salute Philologus, and Julia, Nereus, and his sister, and Olympus, and all the saints which are with them.

16 Salute one another with an holy kiss. The churches of Christ salute you.

17 Now I beseech you, brethren, mark them which cause divisions and offences contrary to the doctrine which ye have learned; and avoid them.

18 For such serve not our Lord Jesus Christ, but their own belly; and by good words and fair speeches deceive the hearts of the simple.

19 For your obedience is come abroad unto all men. I am glad therefore on your behalf: but yet I would have you wise unto that which is good, and simple concerning evil.

20 And the God of peace shall bruise Satan under your feet shortly. The grace of our Lord Jesus Christ be with you. Amen.

21 Timothy, my workfellow, and Lucius, and Jason, and Sosipater, my kinsmen, salute you.

of Aristobolus' household.

11 Salute Herodion my kinsman. Greet them that be of the household of Narcissus, which are in the Lord.

12 Salute Tryphena and Tryphosa, who labour in the Lord. Salute the beloved Persis, which laboured much in the Lord.

13 Salute Rufus chosen in the Lord, and his mother and mine.

14 Salute Asyncretus, Phlegon, and Hermas, and the brethren which are with them.

15 Salute Philologus, and Julia, Nereus, and his sister, and Olympus, and all the saints which are with them.

16 Salute one another with an holy kiss. The churches of Christ salute you.

17 Now I beseech you, brethren, mark them which cause divisions and offences contrary to the doctrine which ye have learned; and avoid them.

18 For such serve not our Lord Jesus Christ, but their own belly; and by good words and fair speeches deceive the hearts of the simple.

19 For your obedience is come abroad unto all men. I am glad therefore on your behalf: but yet I would have you wise unto that which is good, and simple concerning evil.

20 And the God of peace shall bruise Satan under your feet shortly. The grace of our Lord Jesus Christ be with you. Amen.

21 Timothy, my workfellow, and Lucius, and Jason, and Sosipater, my kinsmen, salute you.

WRITE FOR THE EAR

Not all preachers write out their sermons. But the discipline of writing a manuscript improves preaching (Proverb 25:11).

- **Write like you talk.**
- **Use active voice rather than passive voice.**
- **Create conversations between people using quotation marks.**
- **Use simple and familiar words.**
- **Be sensitive with your words.**



GENERAL PRINCIPLES FOR THE CONCLUSION



- PLAN THE CONCLUSION.
- DON'T ANNOUNCE THE CONCLUSION.
- MAINTAIN EYE CONTACT WITH THE LISTENERS.
- END OF A POSITIVE AND ENCOURAGING NOTE.




A man with a beard, wearing a grey suit, white shirt, and striped tie, is standing behind a wooden podium. He is gesturing with his right hand towards the right side of the frame. On the podium, there is a blue book and some papers. The background is a large mural or screen showing a beach scene with waves and a cloudy sky. The overall scene is brightly lit, typical of a church service.

THE BENEFITS OF A POSITIVE SERMON


- **A positive sermon brings conviction of sin, balanced by God's love.**
- **A positive sermon brings high credibility for the preacher.**
- **A positive sermon bring high esteem for the listener.**

DON'T BE OFFENSIVELY PRECISE



“I wish he were less specific with his illustrations.”

LOOK AROUND!









What's the


BIG Idea?

Importance of the "Big Idea" 29

"A major affirmation of our definition of expository preaching, therefore, maintains that 'expository preaching is the communication of a biblical concept.' That affirms the obvious. A sermon should be a bullet and not buckshot. Ideally each sermon is the explanation, interpretation, or application of a single dominant idea supported by other ideas, all drawn from one passage or several passages of Scripture" (Haddon Robinson, *Biblical Preaching*, 33)

INCLUDE VARIETY

*Don't always end with
a poem or a prayer.*



...and in conclusion...



**Do not announce
your conclusion**

**Of course, there are
other interpretations.**



**Be clear about
your viewpoint!**



**“Well, actually, the sermon didn’t quite meet my needs.
Where do I go to get a refund on my offering?”**

MARK 5:21-43


Mark 5:21-24



Mark 5:25-34



Mark 5:35-43






Mark 5:21-43

- I.
- II.
- III.

Faith in Jesus


Mark 5:33-34



Mark 5:36

**Greed is the
love of
money**





They say it's a tough church to preach

And in conclusion...

**I sense another
speech coming on.**



All right!

All right!

Yeah


Yeah!

Amen!

Close
bro

Yeah

Close it down
brother



**Nice to hear a good old
fashion sermon, Reverend.**

Manuscripts need not inhibit our delivery

LET'S SEE HOW TO OUTLINE CORRECTLY

How can you help listeners see the skeleton of your message without taking the skin off?



PASSAGES FOR PREACHING

Romans 4:1-5

Romans 5:1-5

Romans 12:1-2

1 Corinthians 3:10-15

2 Corinthians 12:7-10

Galatians 6:1-5

Ephesians 1:7-10

Ephesians 2:8-10

Ephesians 3:14-19

Ephesians 4:1-6

Ephesians 4:25-29

Ephesians 6:1-4

Ephesians 6:5-9

Ephesians 6:10-13

Philippians 2:12-16

Philippians 3:17-21

Philippians 4:4-7

Philippians 4:8-9

Colossians 1:9-11

Colossians 3:1-4

1 Thessalonians 4:9-12

1 Timothy 6:17-19

Hebrews 4:12-13

Hebrews 12:1-3

James 1:2-5

James 3:13-18

James 4:13-17

1 Peter 5:1-4

1 John 1:5-10

1 John 3:1-3

1 John 4:1-3

1 John 4:7-10

1 John 4:13-17

1 John 5:1-5

MORE SUPPORTING MATERIAL

The background of the slide is a photograph of an open Bible. A hand is visible, with the index finger pointing to a specific line of text on the left page. The text in the Bible is small and dense, typical of a printed translation. The lighting is soft, and the focus is on the hand and the page it is pointing to.

- **Statistics dictionary definition?**
- **Statistics Dictionary Def?**
- **Quote**
- **Bible verse**
- **Illustration of the Bible**



Get this presentation for free!



[Home](#) [Downloads](#) [FAQ](#) [Links](#) [Contribute](#) [Contact](#)

Search...



Bible Study Downloads has thousands of PowerPoint® and Word files in 42 languages for free download [here](#).

Homiletics (Preaching) link at BibleStudyDownloads.org