




How to Share Your Testimony

Speaking Progression




1. Introduction (1 min.)
2. **Personal Testimony (2-3 min.)**
3. Persuasion Speech (2 min.)
4. Epistle Sermon (15 min.)
5. Narrative Sermon (15 min.)



Why share your testimony?

- **Easy to talk about yourself**
- **You are the expert**
- **Chance to share what you have learned**
- **People like to hear personal stories**
- **Helps you get to know God better**
- **Helps you see what God has done**
- **Evangelism opportunities**
- **Helps others relate to you**
- **People cannot rebut your story**



Testimony Flow

Post-Conversion:

- Your thinking
- Specific changes
- Be concrete!

Conversion:

- Share the event
- What you believed
- Be concrete!

Pre-Conversion:

- Your thinking
- Your actions
- Be concrete!

Keep the
same theme
throughout!

My Testimony

Post-Conversion:

- Peace
- Security
- Love for people

Conversion:

- Youth gathering
- Jesus is God's Gift
- "I stop 'earning'"

Pre-Conversion:

- Good works
- "Confident"
- Insecure

Keeps the same
security theme
throughout!

Personal Testimony Grade Sheet

(A 20 Item Checklist to Help You Design a Good Personal Testimony—Please Use it in Your Ministry too!)

Student _____ Grade _____

Written Presentation

Introduction

Gets attention on the main idea (“Ho Hum!”)

Raises need (“Why bring that up?”)

Pre-Conversion Life explains your problem(s)

Struggles are realistic, identifiable, & specific

Conversion shows that God solved the problem(s)

Notes what the gospel is (substitutionary atonement)

Explains how & when the gospel received (story) for unbelievers

Post-Conversion Life shows positive results

Specific changes in present tense (“For instance, . . .”)

Conclusion (“So What?”) related to main idea & “real”

Miscellaneous

Main idea stated in one sentence at top, clear throughout

Spelling, grammar, punctuation, typewritten, mailbox # given

Outline clear (the 5 areas above), only 1 page, all on top

Number of ticks per column

Multiplied by point values of the column

Equals the total point value for each column

Net points _____ minus 10 points per day late (_____ points) equals _____

Please resubmit this sheet *and* your first written draft of the testimony

If ticked submit a rewritten testimony (second draft) when your oral presentation is given.

Introduction


Pre-Conversion

Conversion

Post-Conversion

Conclusion

Miscellaneous



Get this presentation for free!



[Home](#) [Downloads](#) [FAQ](#) [Links](#) [Contribute](#) [Contact](#)

Search...



Bible Study Downloads has thousands of PowerPoint® and Word files in 42 languages for free download [here](#).

Preaching (Homiletics) link at BibleStudyDownloads.org